

Wohn

PROGRAMME

ULTIMA

MASSIV KIEFER

BUTLER

MASSIV KIEFER

IVERSEN INTERIØR

made in denmark



KIEFER MASSIV SCHWARZ/LACKIERT

Modell Nr.: A206AZ

Breite: 50 cm x Höhe: 89,2 cm x Tiefe: 41,5 cm



KIEFER MASSIV WEISS/LACKIERT & GRAU

Modell Nr.: A606BB

Breite: 134,0 cm x Höhe: 94,2 cm x Tiefe: 41,5 cm

Ultima

TOTAL FLEXIBEL!

Das grösste und vielseitigste
Kommodenprogramm auf dem Markt.

- Alle Kommoden werden
aufgebaut geliefert
- 18 Oberflächen
- 8 Fußformen
- 14 Griffvarianten
- 5 Türvarianten
- In diversen Breiten und Höhen





KIEFER MASSIV GELAUGT/GEÖLT

Modell Nr.: A806AA

Breite: 176 cm x Höhe: 86,2 cm x Tiefe: 41,5 cm



KIEFER MASSIV WEISS/LACKIERT & PROVENCE

Modell Nr.: A406BS/555C


Breite: 92/94 cm x Höhe: 89,2/30,5 cm x Tiefe: 41,5/65 cm



KIEFER MASSIV WEISS/LACKIERT & GELAUGT/GEÖLT

Modell Nr.: A605AD

Breite: 134 cm x Höhe: 79,6 cm x Tiefe: 41,5 cm



KIEFER MASSIV CUBA/LACKIERT

Modell Nr.: A611AK

Breite: 134 cm x Höhe: 139,2 cm x Tiefe: 41,5 cm

**DIE ULTIMA
PHILOSOPHIE**

ULTIMA in Kiefer ist aus massivem Kiefernholz aus der Region Darlarna hergestellt. Dieses Gebiet ist für sein gutes Kiefernholz bekannt. Die Philosophie von ULTIMA ist, **moderne Möbel allen zugänglich zu machen.**

Dies wird durch anderes Denken und neues Bewusstsein für Kosten und Umwelt erreicht. Bei ULTIMA können Sie zwischen **mehr als 1000 Standardmodellen** wählen. Diese Flexibilität gibt Ihnen die Möglichkeit, alle Wünsche zu erfüllen.



KIEFER MASSIV GELAUGT/GEÖLT

Modell Nr.: A306AB

Breite: 71 cm x Höhe: 86,2 cm x Tiefe: 41,5 cm



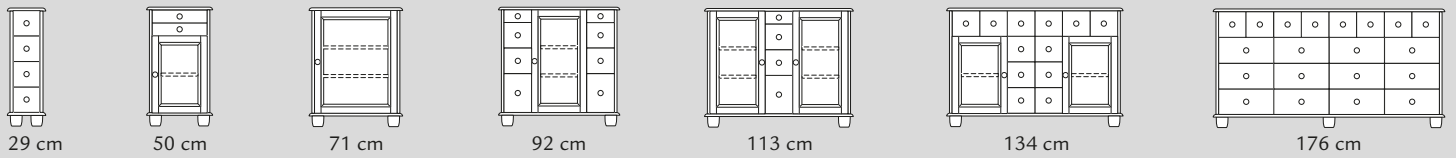
KIEFER MASSIV SCHWARZ/LACKIERT

Modell Nr.: S408AA

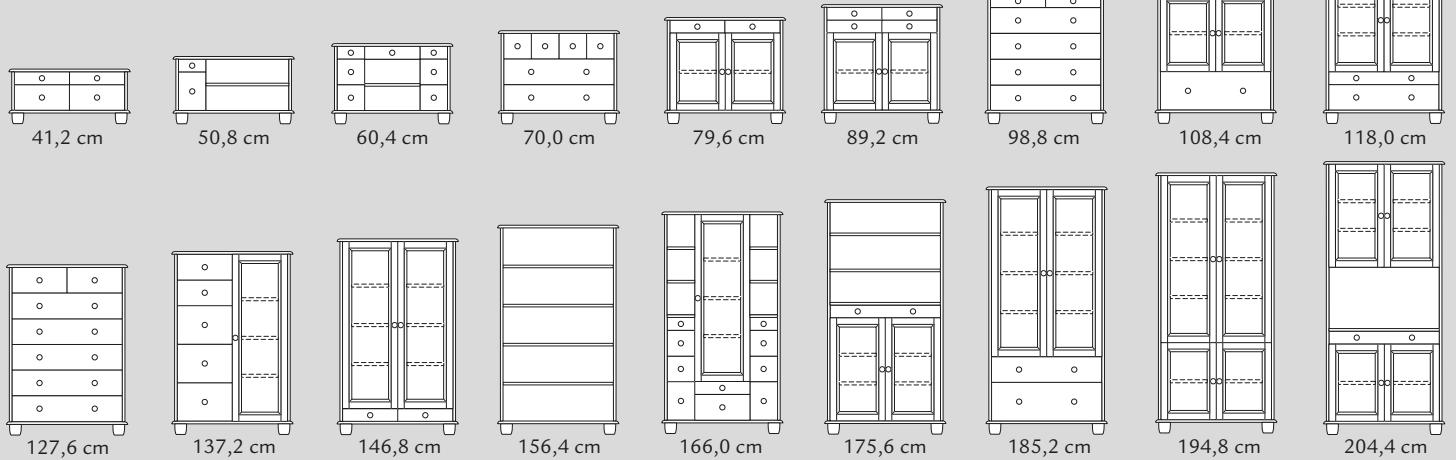
Breite: 92,0 cm x Höhe: 108,4 cm x Tiefe: 41,5 cm

BITTE WÄHLEN SIE:

7 Breiten



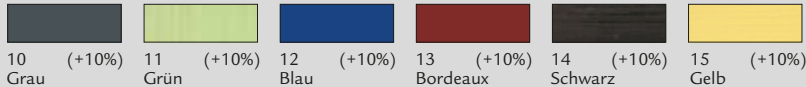
18 Höhen



Oberflächenbehandlungen




Farben




Böden



Deck- und Bodenplatte



Füße




Griffe

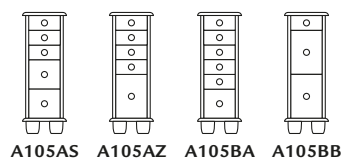
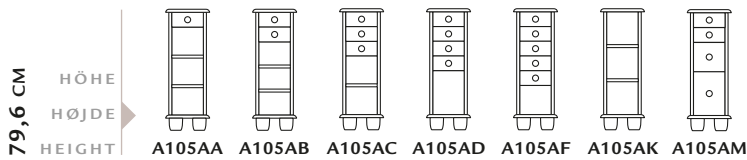
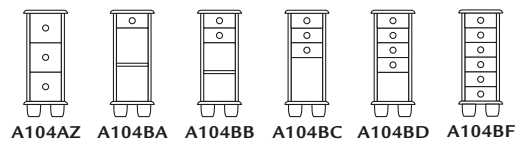
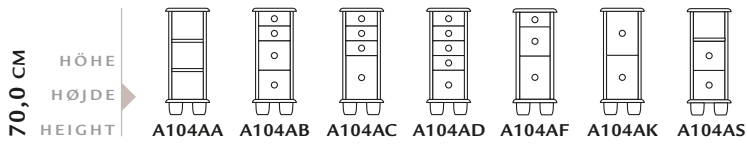
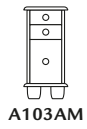
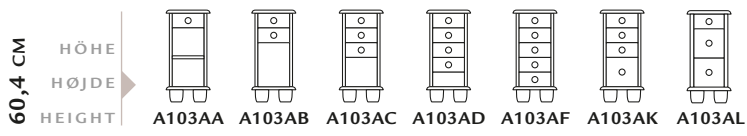
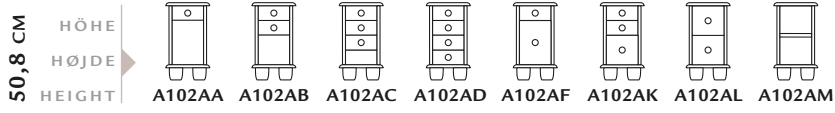
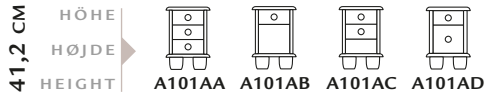


Türen

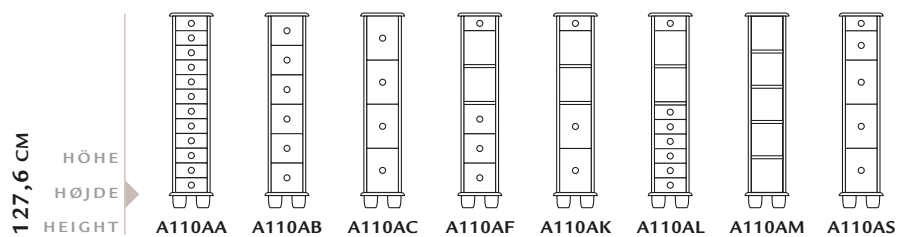
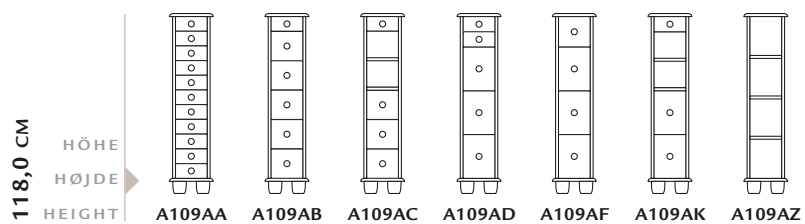
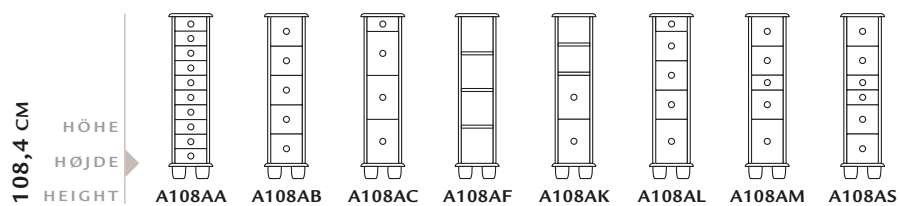
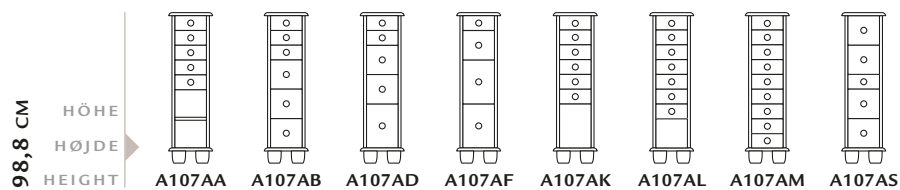
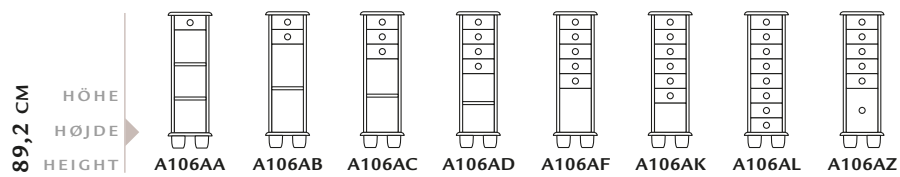


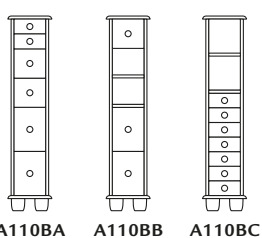
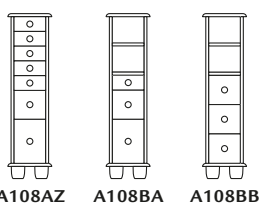
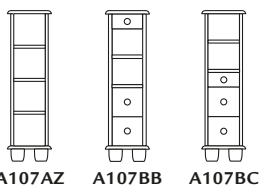
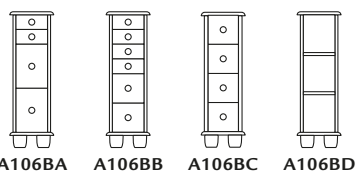
Farbige Glasfronten

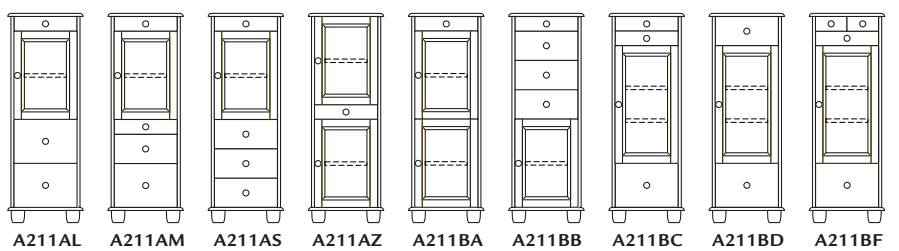
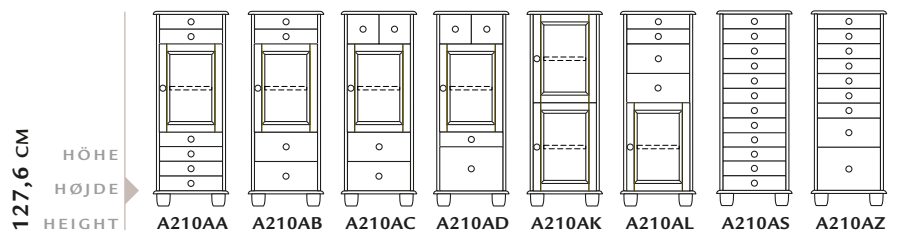
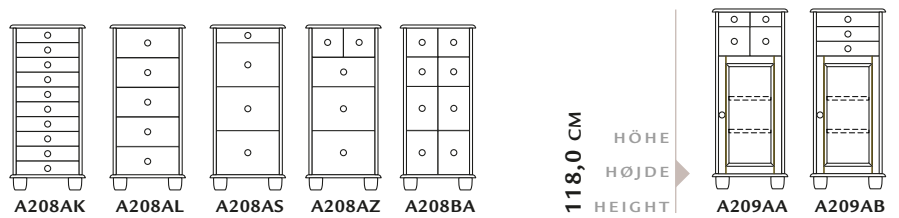
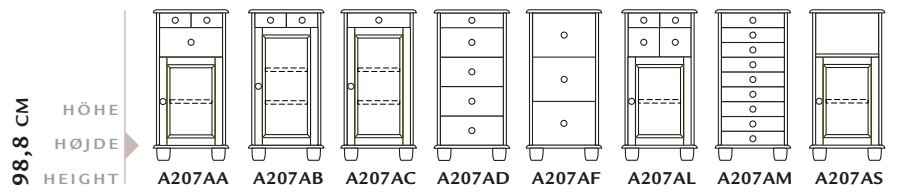
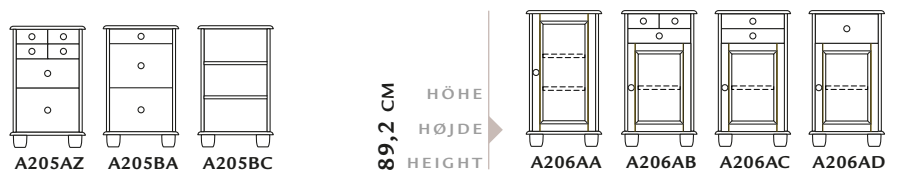
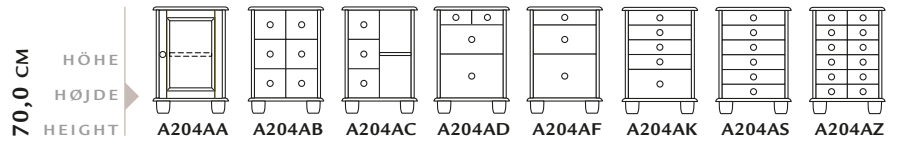
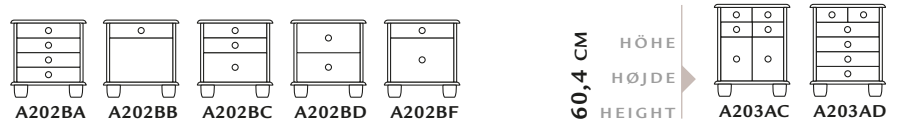
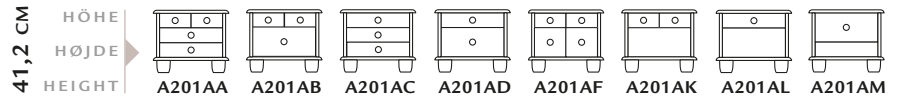


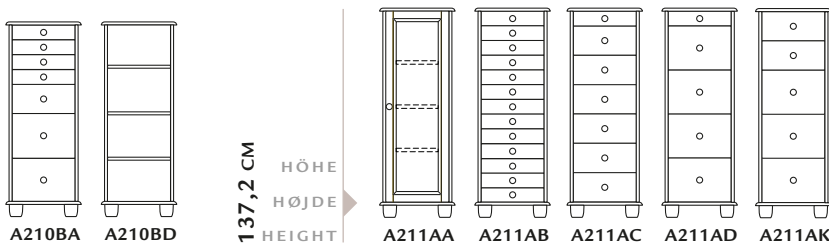
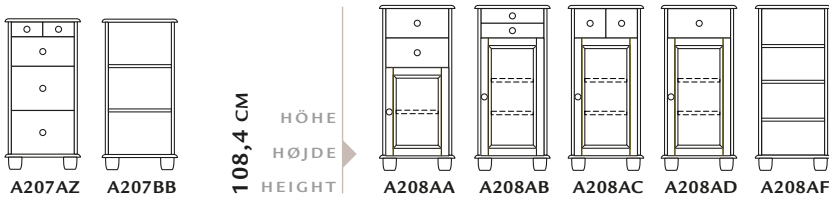
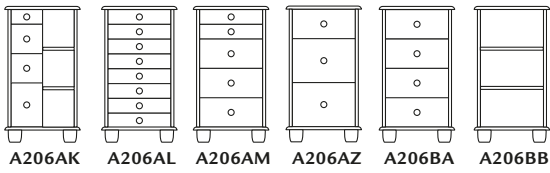
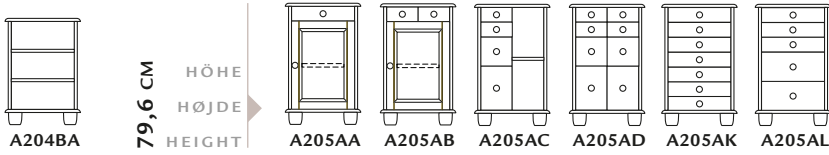
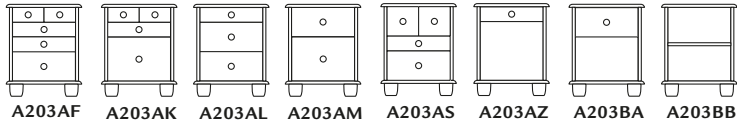
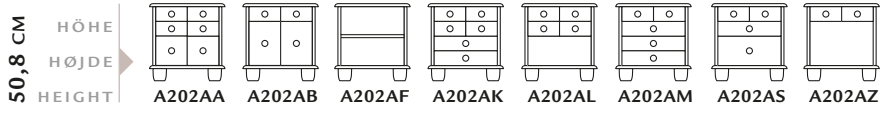


BREITE 1 = 29 CM | KOMMODEN

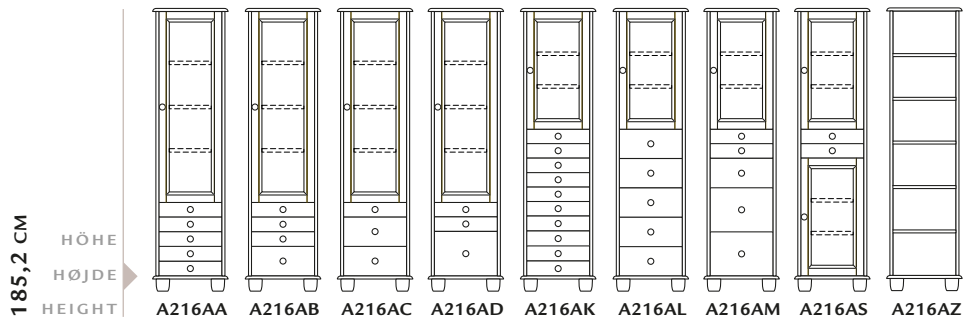
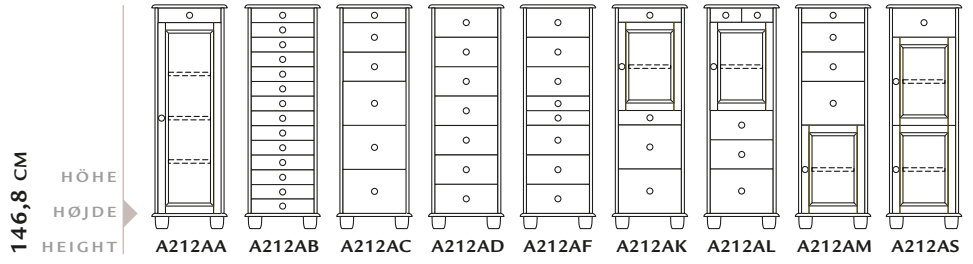


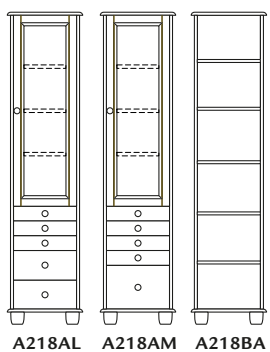
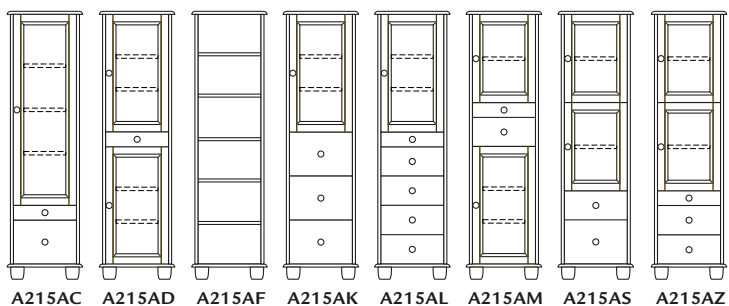


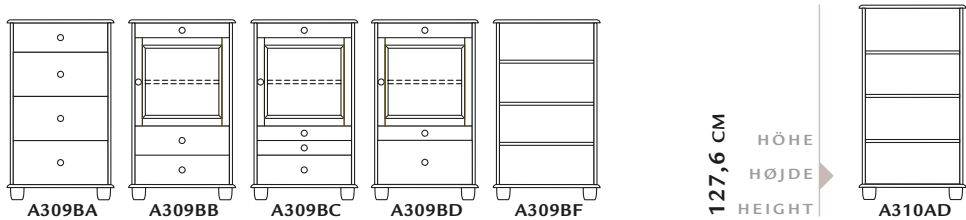
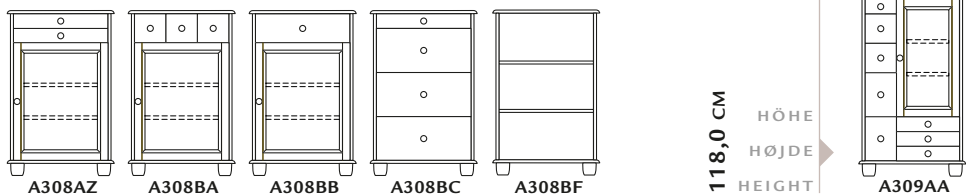
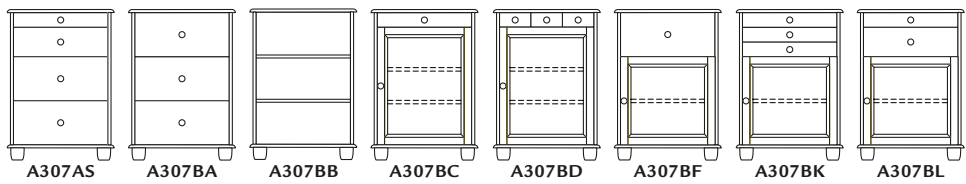
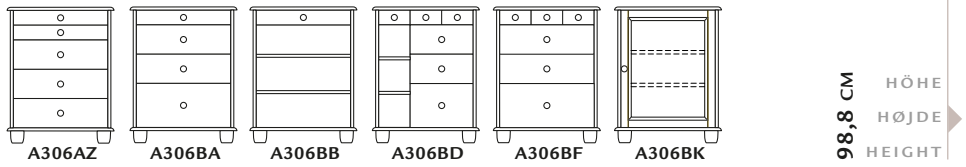
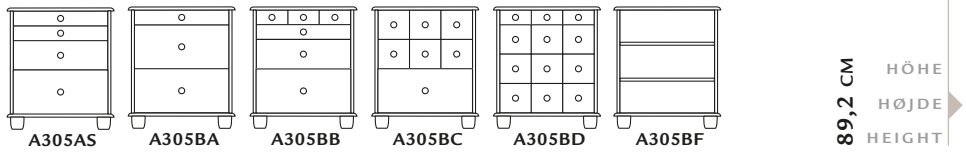
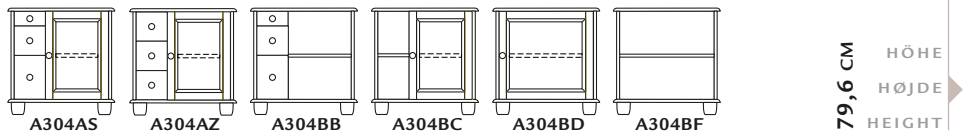
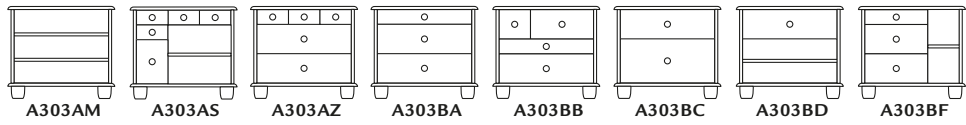
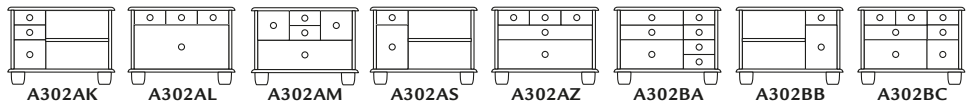
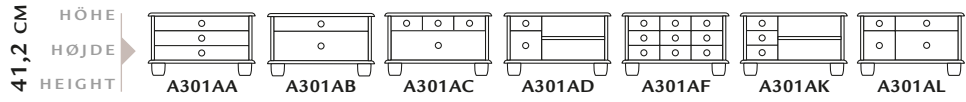


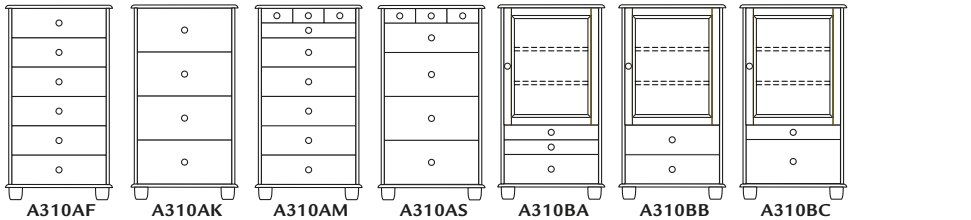
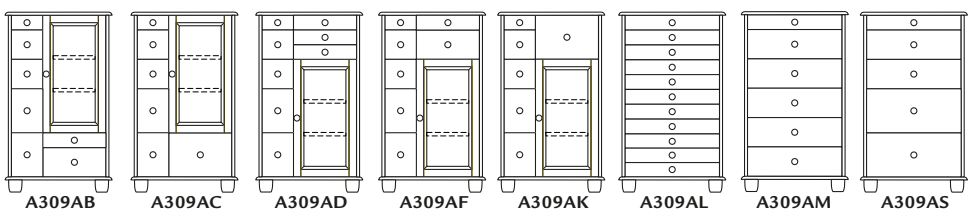
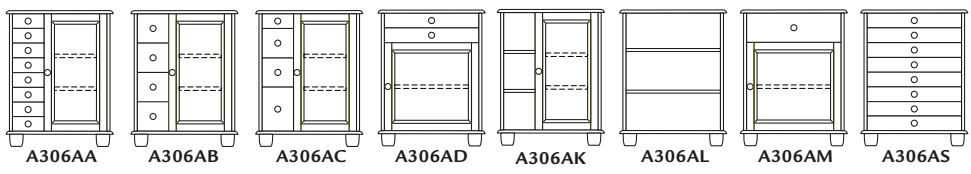
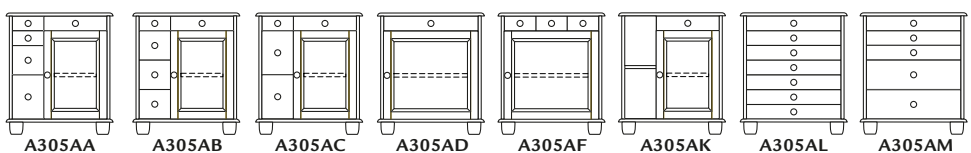
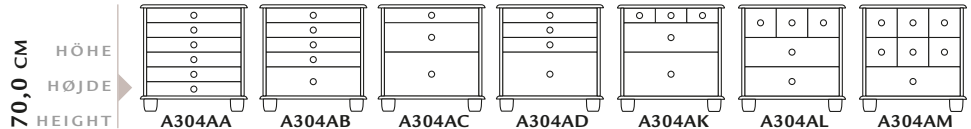
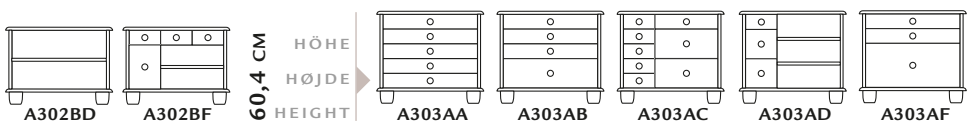
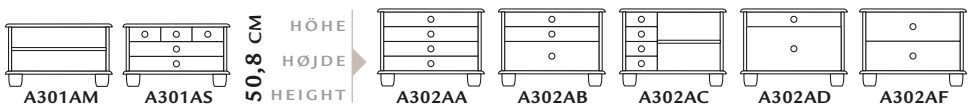


BREITE 2 = 50 CM | KOMMODEN

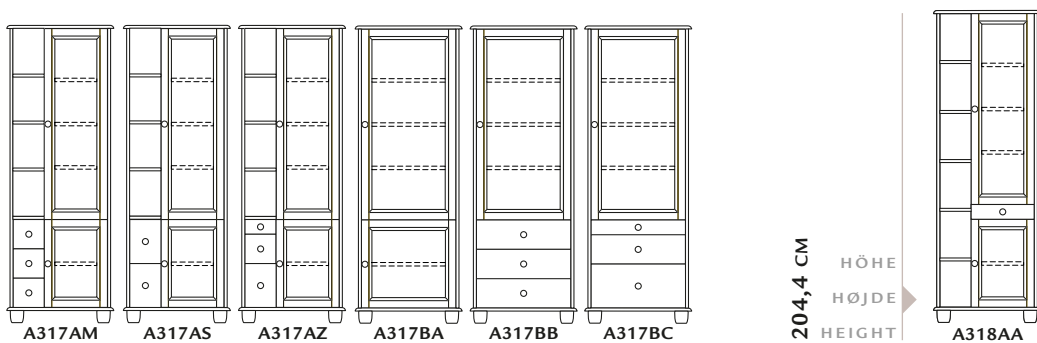
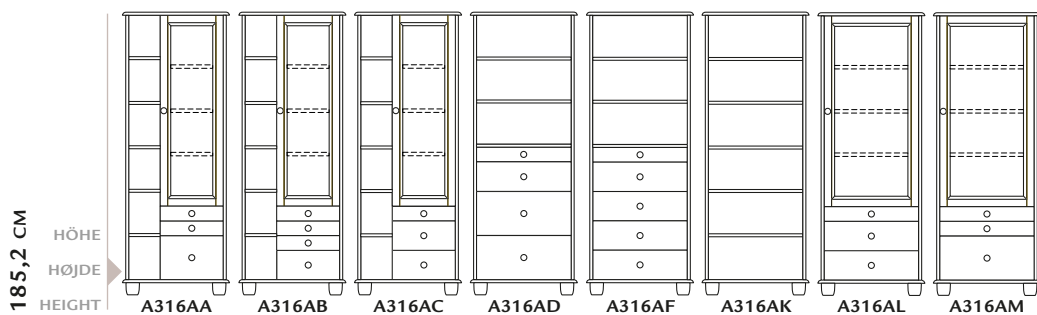
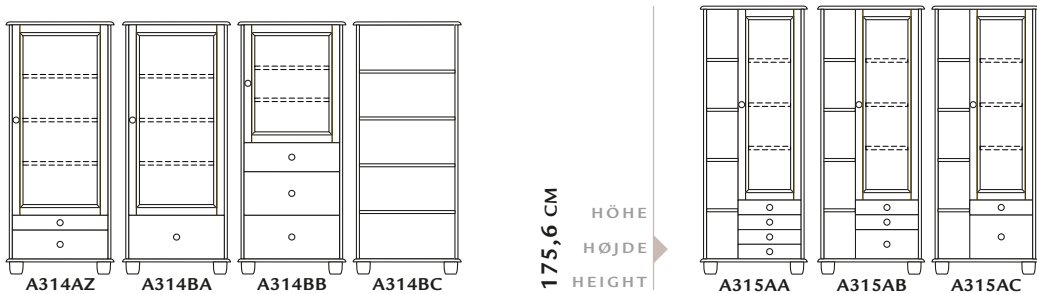
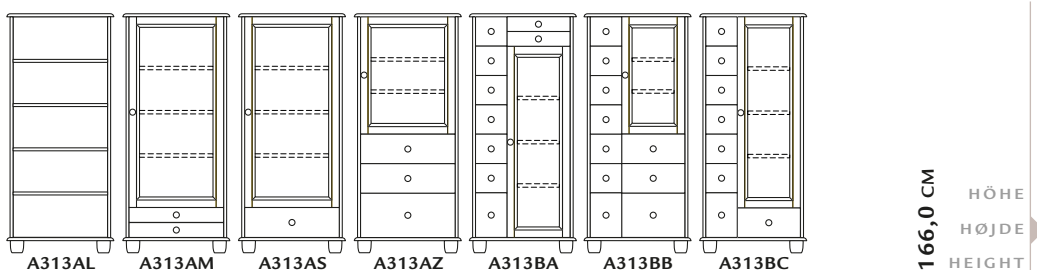
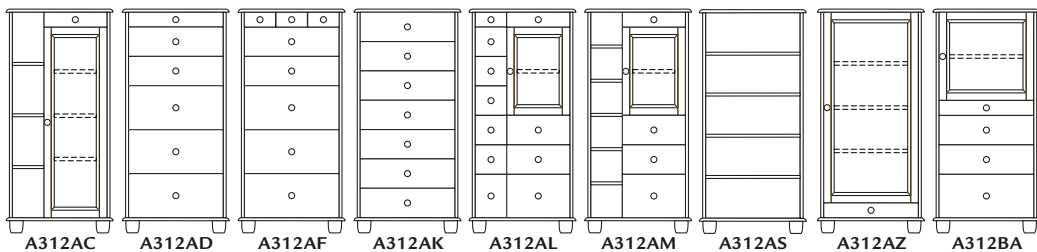
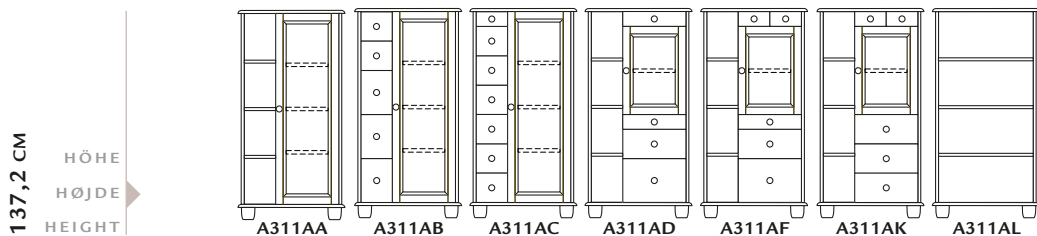


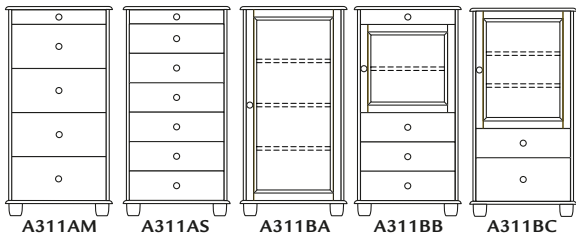






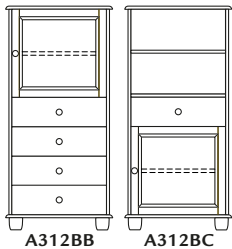
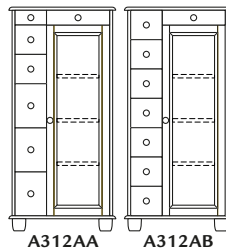
BREITE 3 = 71 CM | KOMMODEN





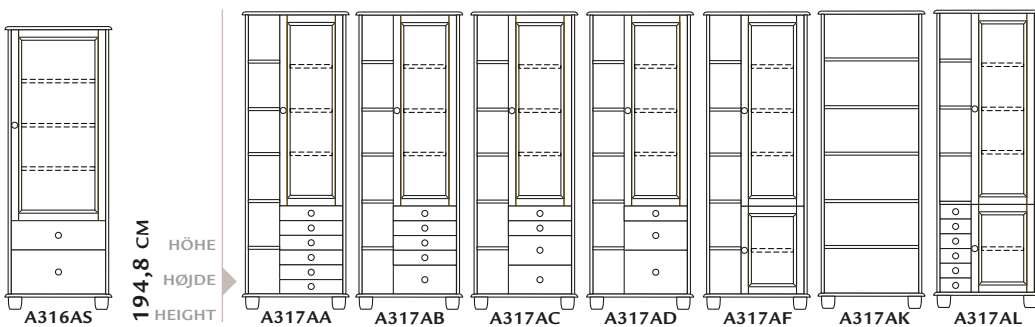
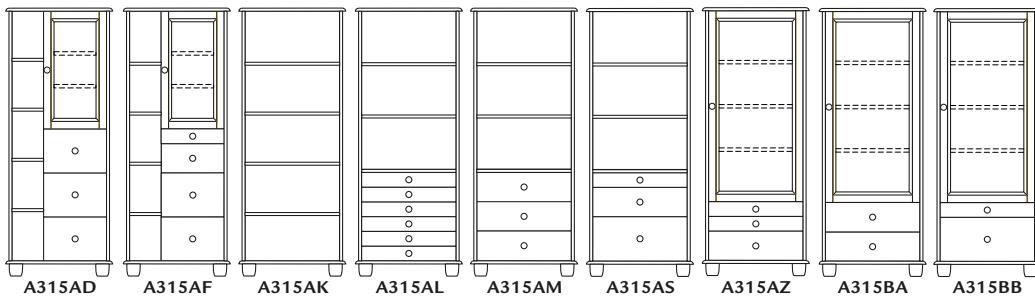
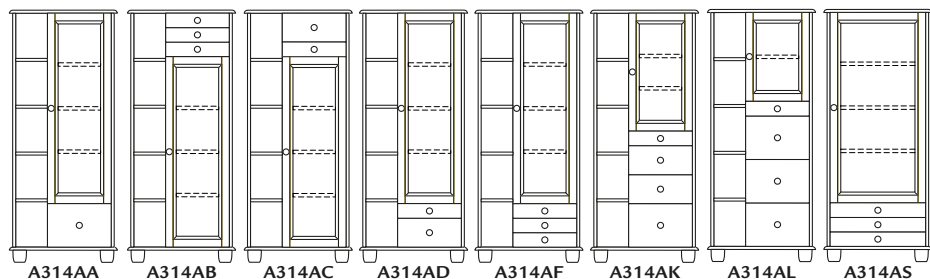
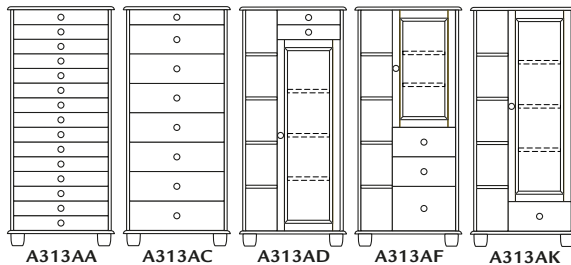
146,8 CM

HÖHE
HØJDE
HEIGHT



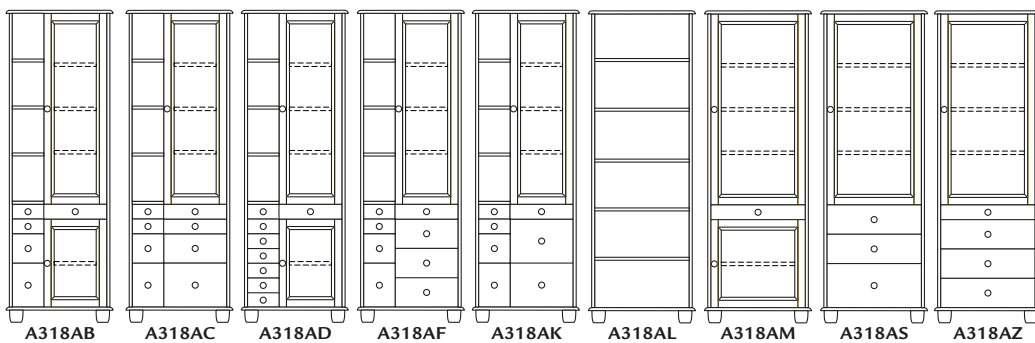
156,4 CM

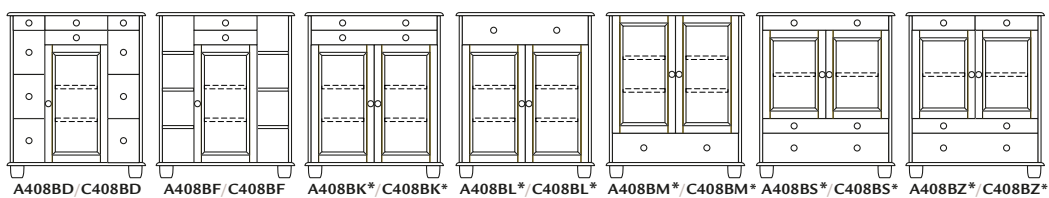
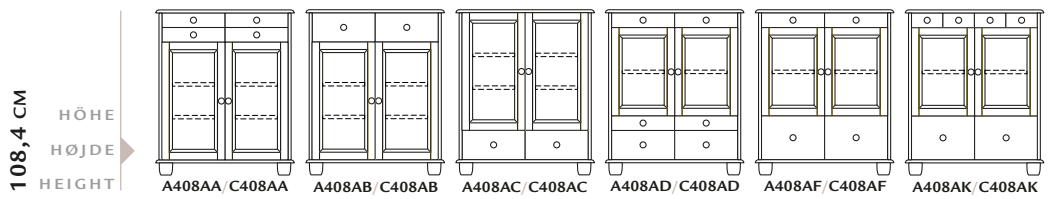
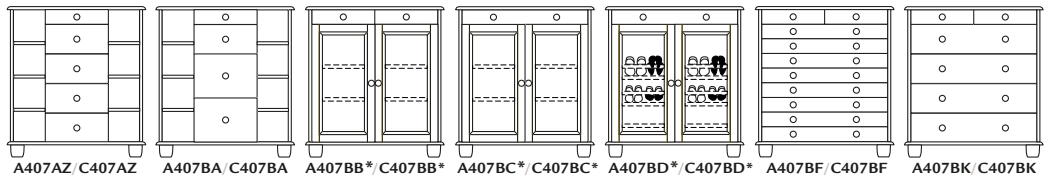
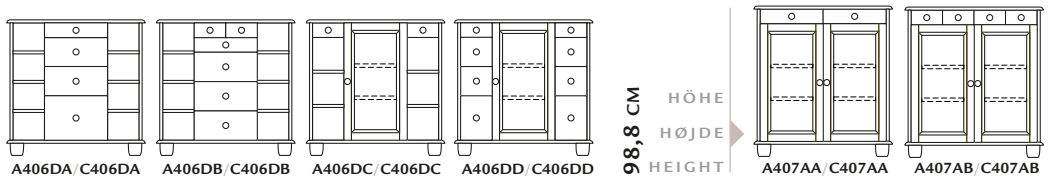
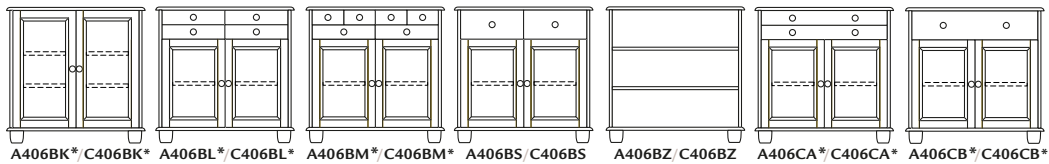
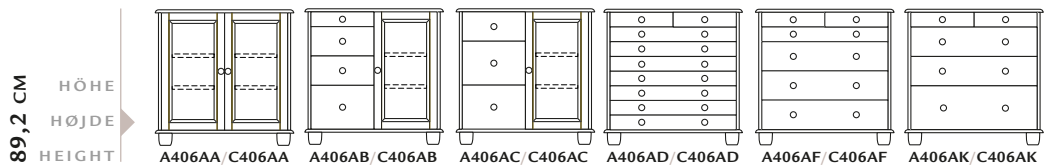
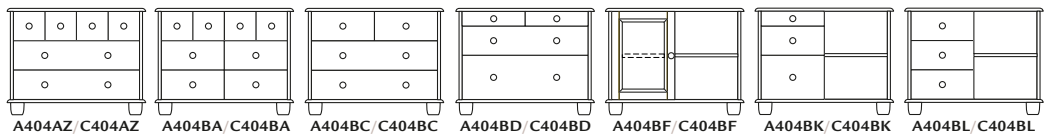
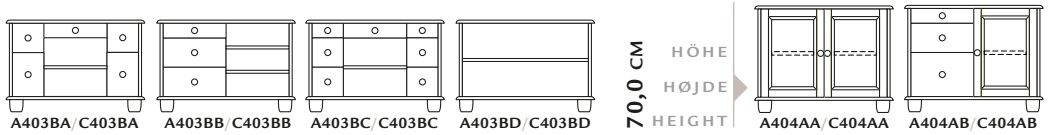
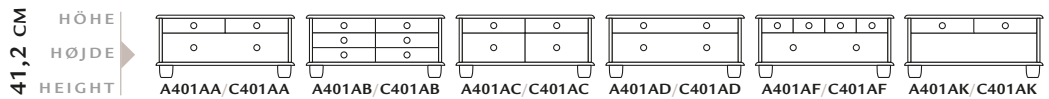
HÖHE
HØJDE
HEIGHT



194,8 CM

HÖHE
HØJDE
HEIGHT

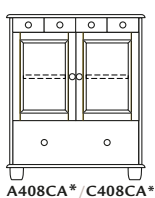
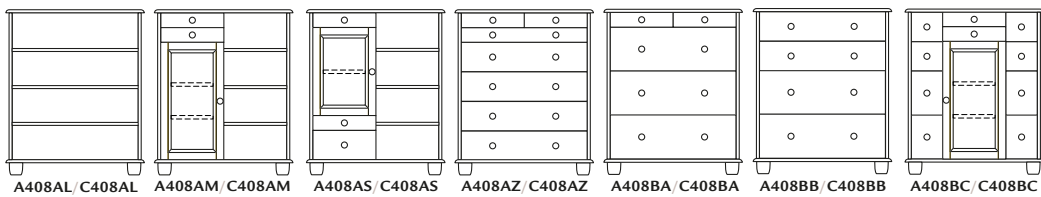
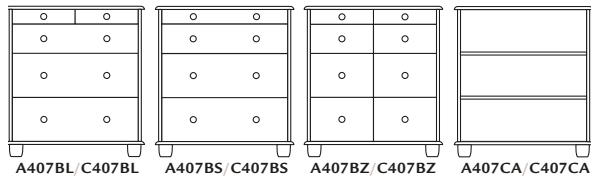
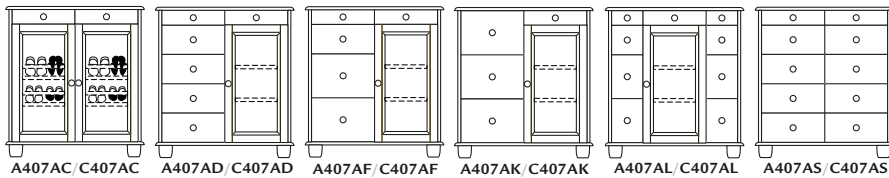
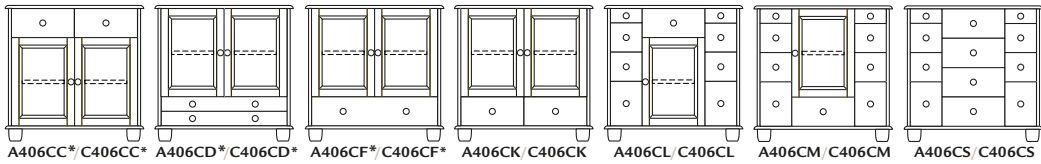
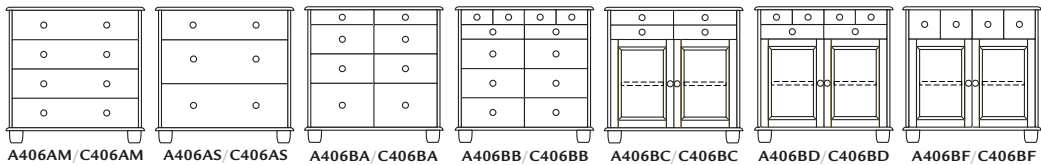
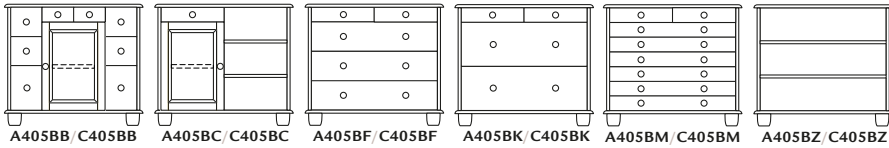
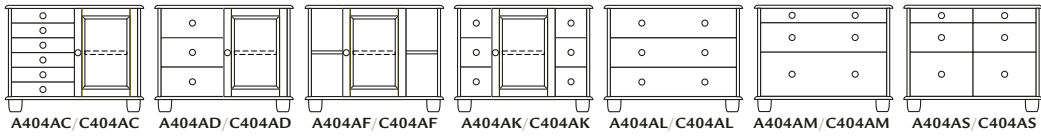
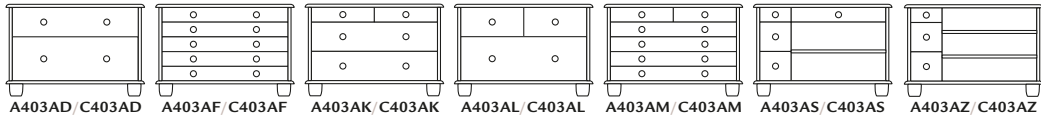
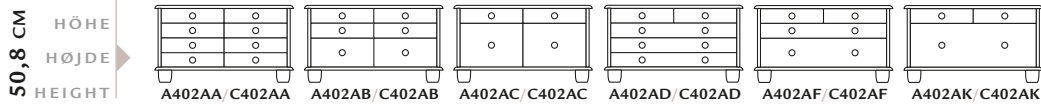




TIEFE
DYBDE
DEPTH

41,5 CM + 50,3 CM

Bei Tiefe 50,3 cm der erste
Buchstabe A mit C umtauschen!
Z.B. A401AA = 41,5 cm / C401AA = 50,3 cm



Wickelaufsätze

- BxTxH
 555A: 94x65x20
 555B: 94x72x20
 555C: 94x65x30,5
 555D: 94x72x30,5
 555G: 94x72x48,5



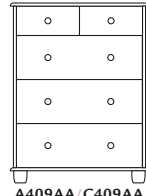
BREITE 4 = 92 CM | KOMMODEN - auch in Tiefe 50,3 cm erhältlich · Extra: Wickelaufsätze

BREITE
BREDDE
WIDTH


92 CM

* Durchgehender Boden / Böden
* Gennemgående hylder / hylder
* Full width shelf / shelves

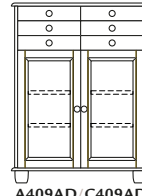
118,0 CM
HÖHE
HØJDE
HEIGHT



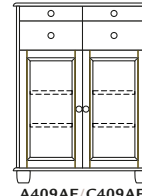
A409AA / C409AA




A409AC / C409AC



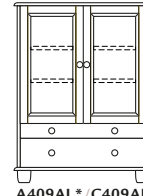
A409AD / C409AD



A409AF / C409AF



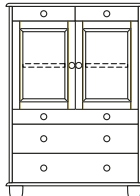
A409AK / C409AK



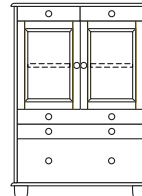
A409AL* / C409AL*



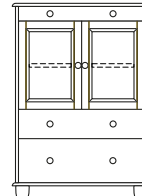
A410AK / C410AK



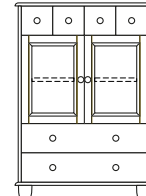
A410AL* / C410AL*



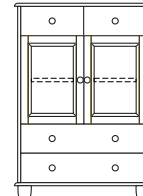
A410AM* / C410AM*



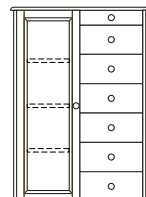
A410AS* / C410AS*



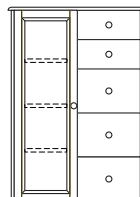
A410AZ* / C410AZ*



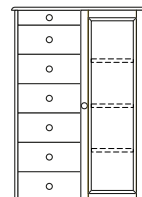
A410BA* / C410BA*



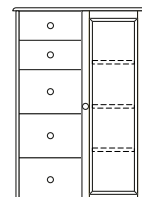
A411AL / C411AL



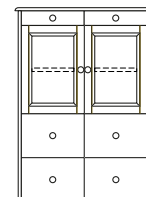
A411AM / C411AM



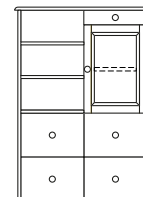
A411AZ / C411AZ



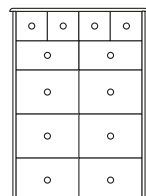
A411BA / C411BA



A411BC / C411BC



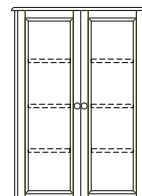
A411BD / C411BD



A411CC / C411CC

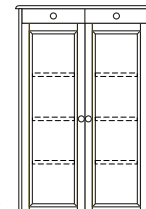


A411CD / C411CD

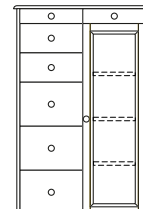


A411CF* / C411CF*

146,8 CM
HÖHE
HØJDE
HEIGHT

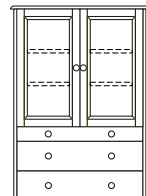


A412AA / C412AA

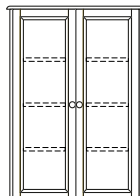


A412AB / C412AB

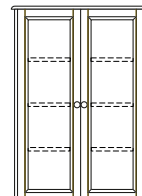
156,4 CM
HÖHE
HØJDE
HEIGHT



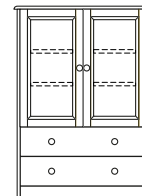
A413AA* / C413AA*




A413AB / C413AB



A413AC / C413AC

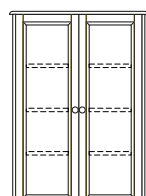


A413AD* / C413AD*



A413AF / C413AF

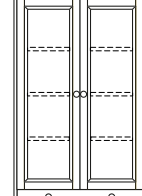
166,0 CM
HÖHE
HØJDE
HEIGHT



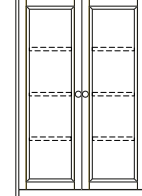
A414AM* / C414AM*



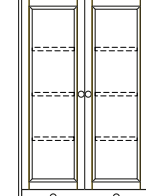
A415AA* / C415AA*



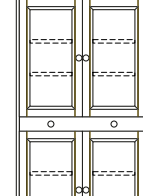
A415AB* / C415AB*



A415AC* / C415AC*

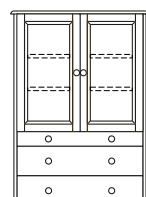


A415AD* / C415AD*

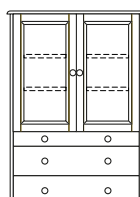


A415AD* / C415AD*


194,8 CM
HÖHE
HØJDE
HEIGHT



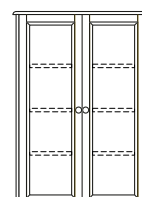
A417AA* / C417AA*



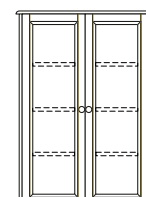
A417AB* / C417AB*



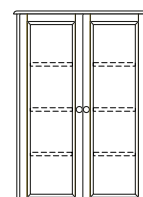
A417AC / C417AC



A417AD* / C417AD*



A417AF* / C417AF*



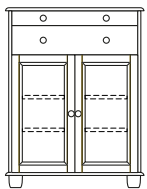
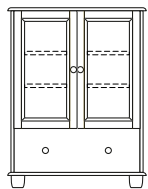
A417AK* / C417AK*

18

TIEFE
DYBDE
DEPTH


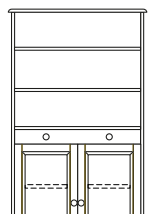
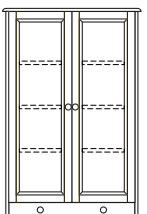
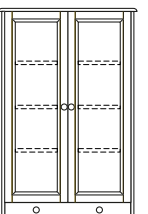
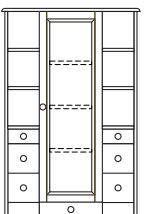
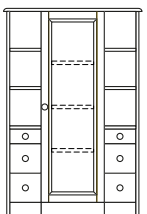
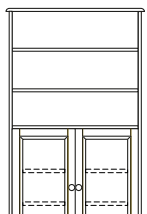
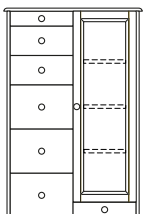
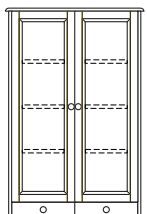




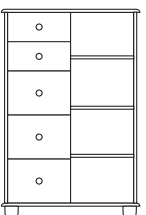
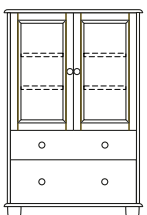
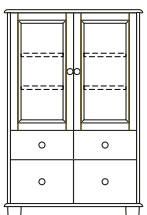
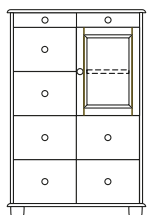
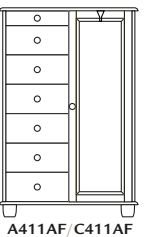
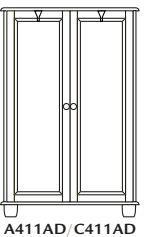
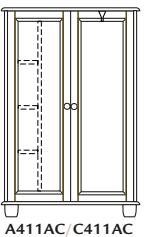
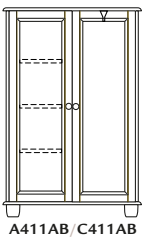
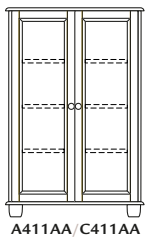
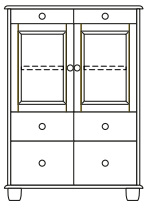
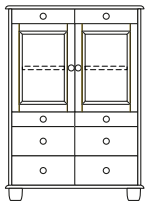

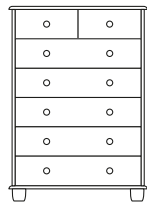
41,5 CM + 50,3 CM

Bei Tiefe 50,3 cm der erste
Buchstabe A mit C umtauschen!
Z.B. A401AA = 41,5 cm / C401AA = 50,3 cm



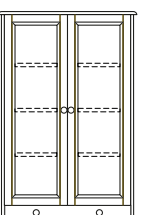
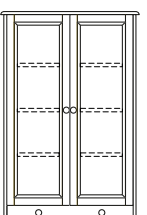
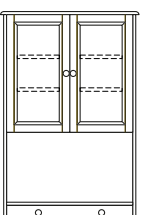
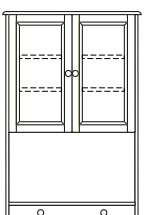
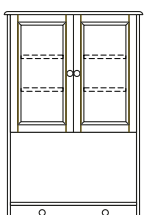

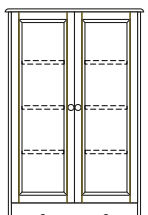
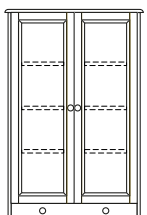
127,6 CM

HÖHE
HØJDE
HEIGHT



185,2 CM

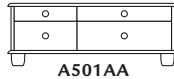
HÖHE
HØJDE
HEIGHT



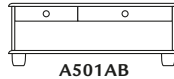
204,4 CM
HÖHE
HØJDE
HEIGHT

A418AA* / C418AA* A418AB* / C418AB* A418AC* / C418AC* A418AD* / C418AD* A418AF* / C418AF* A418AK* / C418AK*

41,2 CM
HÖHE
HØJDE
HEIGHT

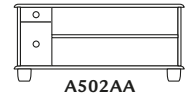


A501AA

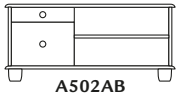


A501AB

50,8 CM
HÖHE
HØJDE
HEIGHT

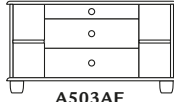


A502AA

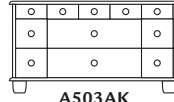


A502AB

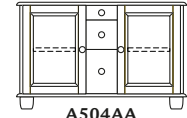
70,0 CM
HÖHE
HØJDE
HEIGHT



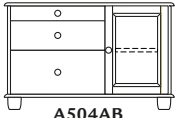
A503AF



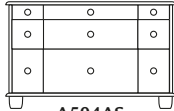
A503AK



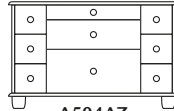
A504AA




A504AB



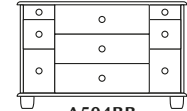
A504AS



A504AZ

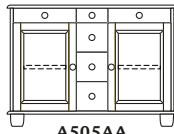


A504BA

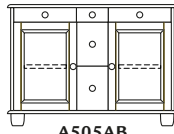


A504BB

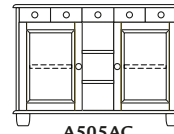
79,6 CM
HÖHE
HØJDE
HEIGHT



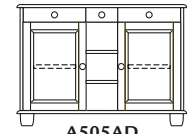
A505AA



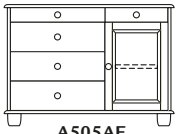
A505AB



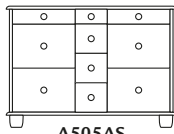
A505AC



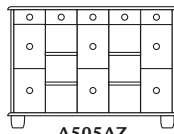
A505AD



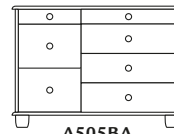
A505AF



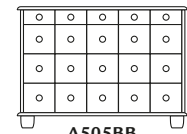
A505AS



A505AZ

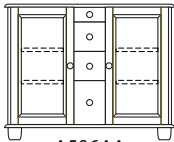


A505BA

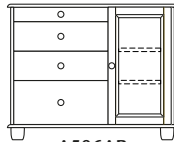


A505BB

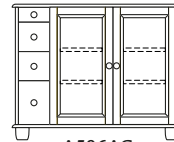
89,2 CM
HÖHE
HØJDE
HEIGHT



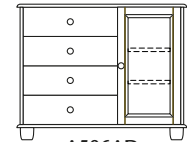
A506AA



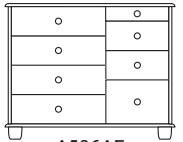
A506AB



A506AC

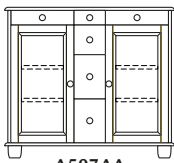


A506AD

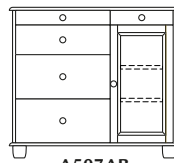


A506AF

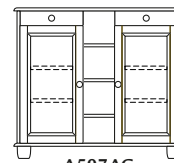
98,8 CM
HÖHE
HØJDE
HEIGHT



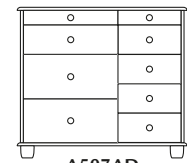
A507AA



A507AB

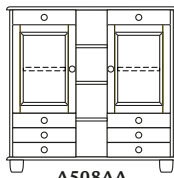


A507AC

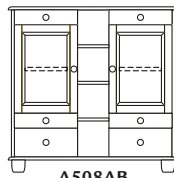


A507AD

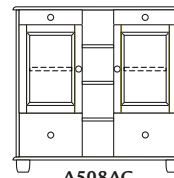
108,4 CM
HÖHE
HØJDE
HEIGHT



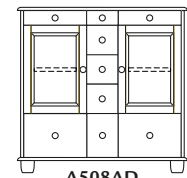
A508AA




A508AB



A508AC

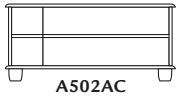


A508AD

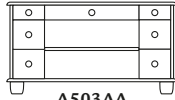


A508AF

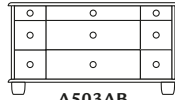
60,4 CM
HÖHE
HØJDE
HEIGHT



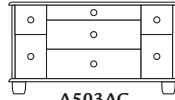
A502AC



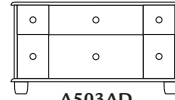
A503AA



A503AB



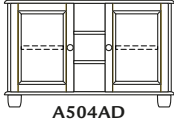
A503AC



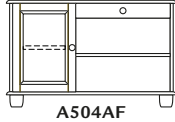
A503AD



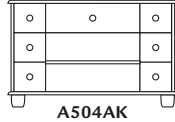
A504AC



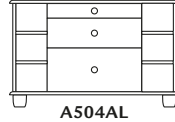
A504AD



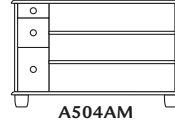
A504AF



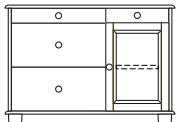
A504AK



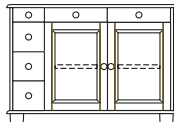
A504AL



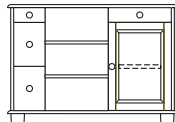
A504AM



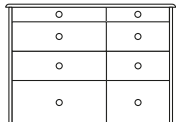
A505AK



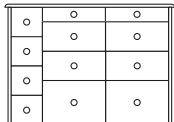
A505AL



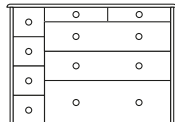
A505AM



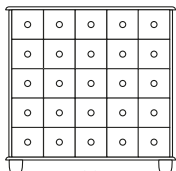
A506AK



A506AL



A506AM

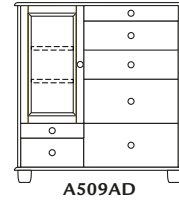
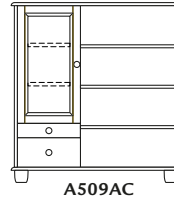
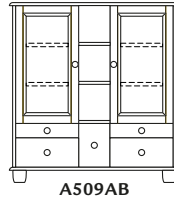
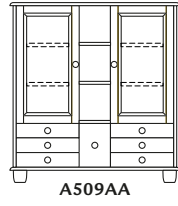


A508AK

BREITE 5 = 113 CM | KOMMODEN

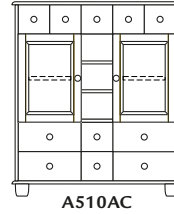
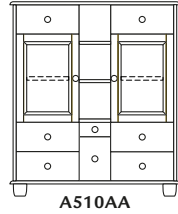
118,0 CM

HÖHE
HØJDE
HEIGHT



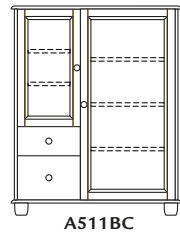
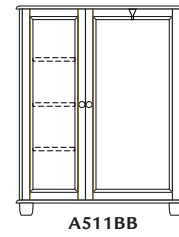
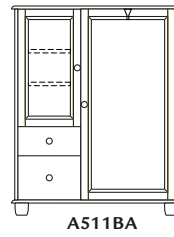
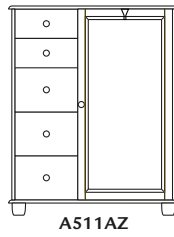
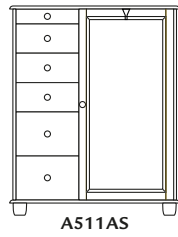
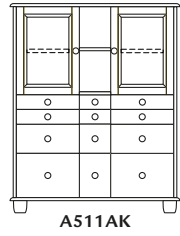

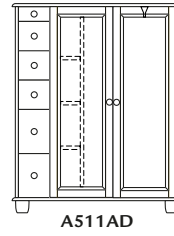
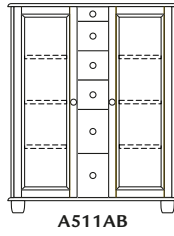
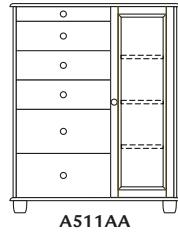
127,6 CM

HÖHE
HØJDE
HEIGHT



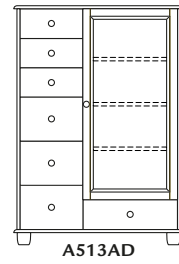
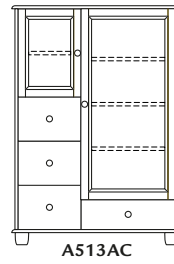
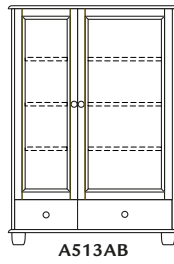
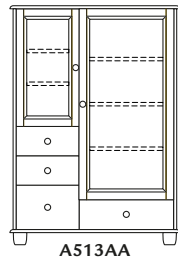
137,2 CM

HÖHE
HØJDE
HEIGHT



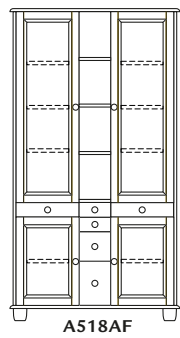
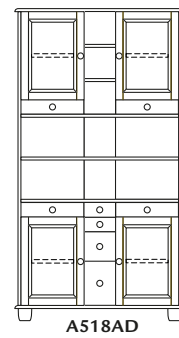
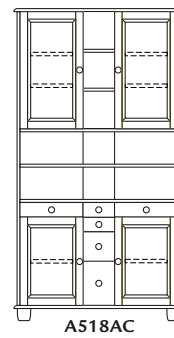
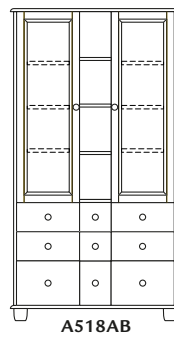
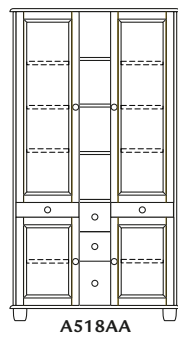
156,4 CM

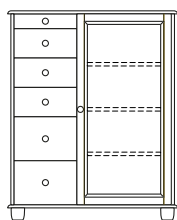
HÖHE
HØJDE
HEIGHT



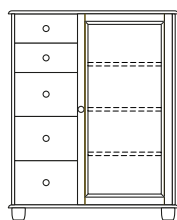
204,4 CM

HÖHE
HØJDE
HEIGHT

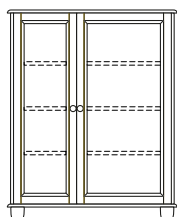




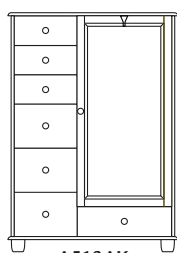
A511AL



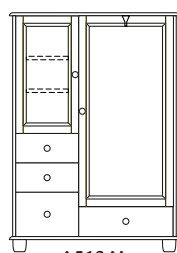
A511AM



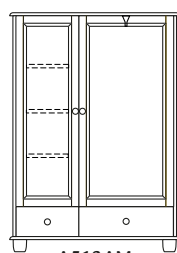
A511BD



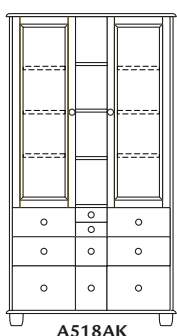
A513AK



A513AL

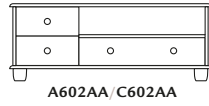


A513AM




A518AK

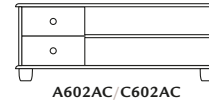
50,8 CM
HÖHE
HØJDE
HEIGHT




A602AA / C602AA



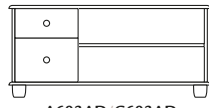
A602AB / C602AB



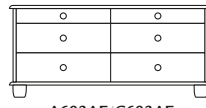
A602AC / C602AC



A602AD / C602AD



A603AD / C603AD

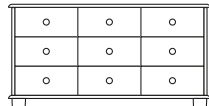


A603AF / C603AF

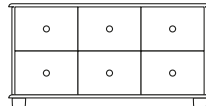


A603AK / C603AK

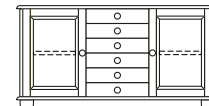
70,0 CM
HÖHE
HØJDE
HEIGHT



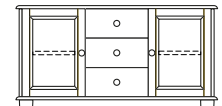
A604AK / C604AK



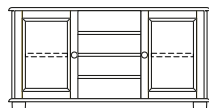
A604AL / C604AL



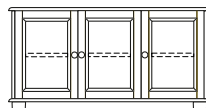
A604AS / C604AS



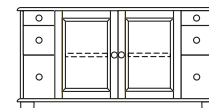
A604AZ / C604AZ



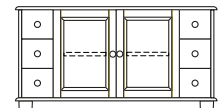
A604BK / C604BK



A604BL / C604BL

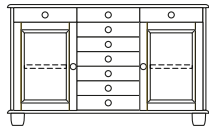


A604BM / C604BM

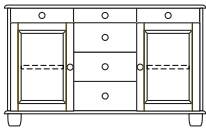


A604BS / C604BS

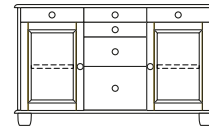
79,6 CM
HÖHE
HØJDE
HEIGHT



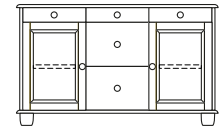
A605AA / C605AA



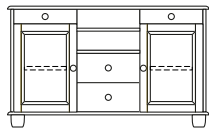
A605AB / C605AB



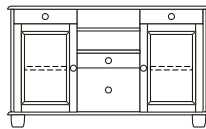
A605AC / C605AC



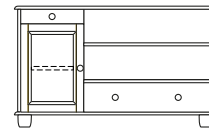
A605AD / C605AD



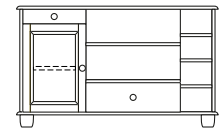
A605AZ / C605AZ



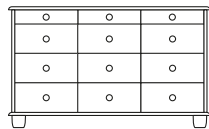
A605BA / C605BA



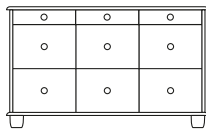
A605BB / C605BB



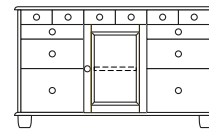
A605BC / C605BC



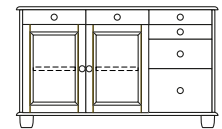
A605BK / C605BK



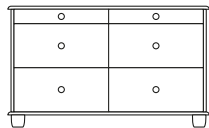
A605BL / C605BL



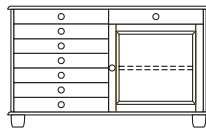
A605BM / C605BM



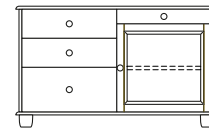
A605BS / C605BS



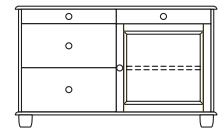
A605CF / C605CF



A605CK / C605CK




A605CM / C605CM

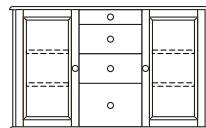


A605CS / C605CS

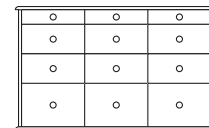
89,2 CM
HÖHE
HØJDE
HEIGHT



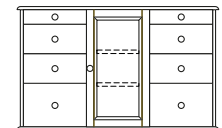
A606AA / C606AA



A606AB / C606AB



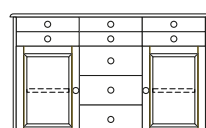
A606AC / C606AC



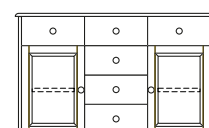
A606AD / C606AD



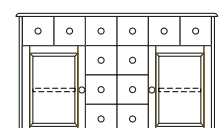
A606AZ / C606AZ



A606BA / C606BA

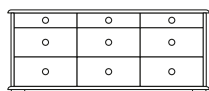


A606BB / C606BB

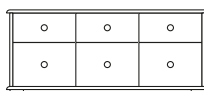


A606BC / C606BC

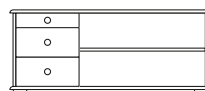
60,4 CM
HÖHE
HØJDE
HEIGHT



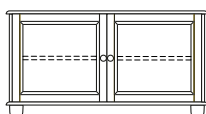
A603AA / C603AA



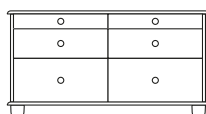
A603AB / C603AB



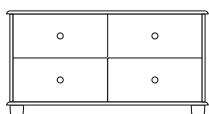
A603AC / C603AC



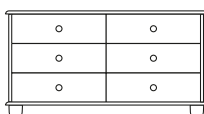
A604AA / C604AA



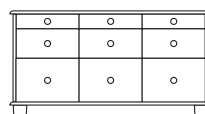
A604AB / C604AB



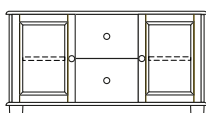
A604AC / C604AC



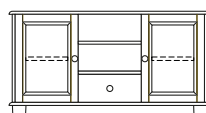
A604AD / C604AD



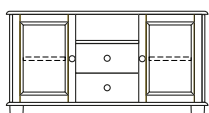
A604AF / C604AF



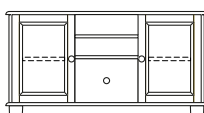
A604BA / C604BA



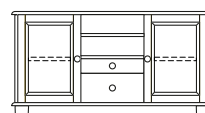
A604BB / C604BB



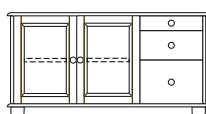
A604BC / C604BC



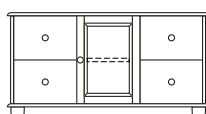
A604BD / C604BD



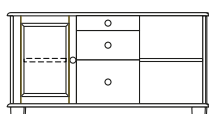
A604BF / C604BF



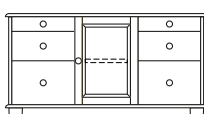
A604BZ / C604BZ



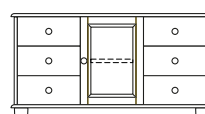
A604CA / C604CA



A604CB / C604CB



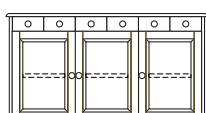
A604CC / C604CC



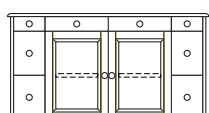
A604CD / C604CD



A605AF / C605AF



A605AK / C605AK



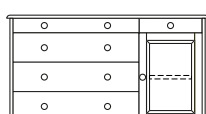
A605AL / C605AL



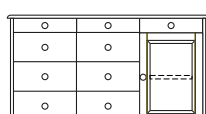
A605AM / C605AM



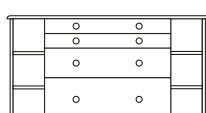
A605AS / C605AS



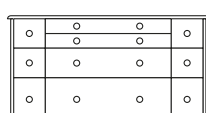
A605BD / C605BD



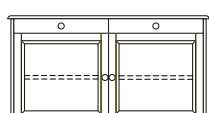
A605BF / C605BF



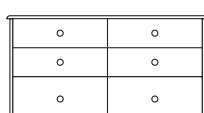
A605BZ / C605BZ



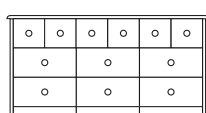
A605CA / C605CA



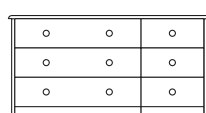
A605CB / C605CB



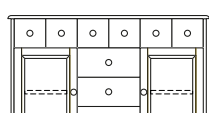
A605CD / C605CD



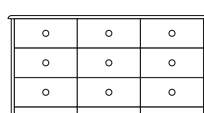
A606AF / C606AF



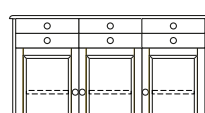
A606AK / C606AK



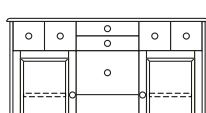
A606AL / C606AL



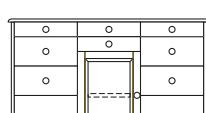
A606AM / C606AM



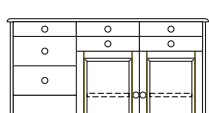
A606AS / C606AS



A606BD / C606BD



A606BF / C606BF

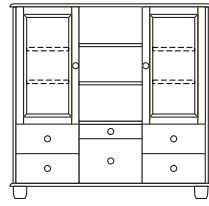


A606BK / C606BK

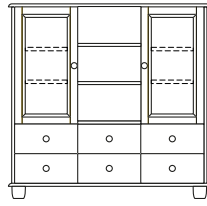
- auch in Tiefe 50,3 cm erhältlich

BREITE 6 = 134 CM | KOMMODEN

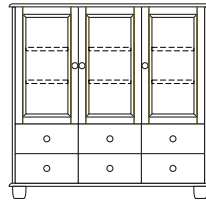
127,6 CM
HÖHE
HØJDE
HEIGHT



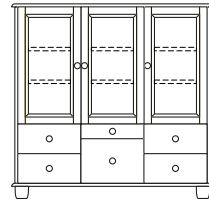
A610AA, C610AA



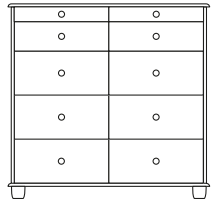
A610AB, C610AB



A610AC, C610AC

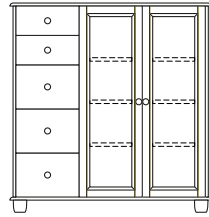


A610AD, C610AD

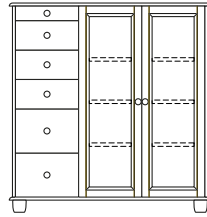


A610AF, C610AF

137,2 CM
HÖHE
HØJDE
HEIGHT




A611AA, C611AA



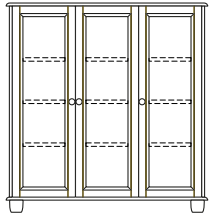
A611AB, C611AB



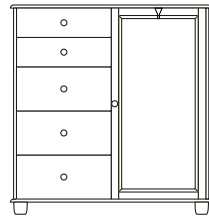
A611AC*, C611AC*



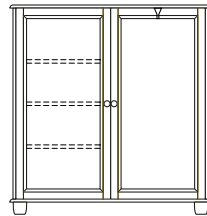
A611AD*, C611AD*



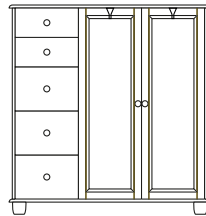
A611AF, C611AF



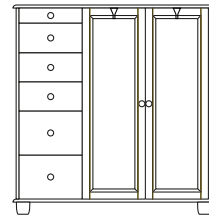
A611BA, C611BA



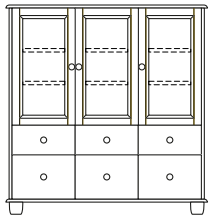
A611BB, C611BB



A611BC, C611BC

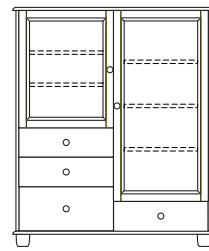


A611BD, C611BD

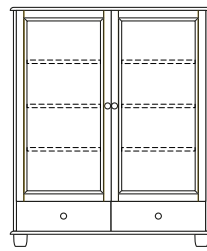


A611BF, C611BF

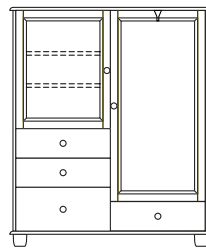
156,4 CM
HÖHE
HØJDE
HEIGHT



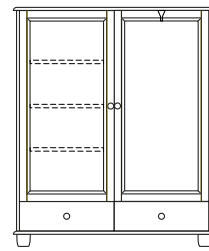
A613AL, C613AL



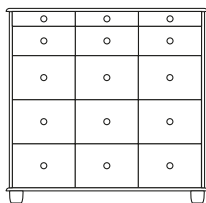
A613AM, C613AM



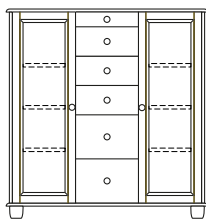
A613AS, C613AS



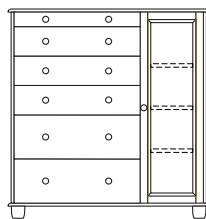
A613AZ, C613AZ



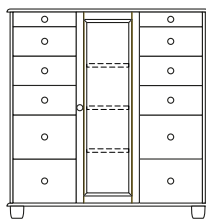
A610AK / C610AK



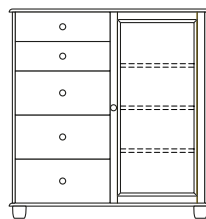
A611AK / C611AK



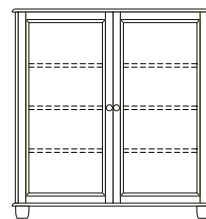
A611AL / C611AL



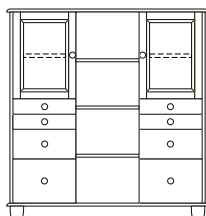
A611AM / C611AM



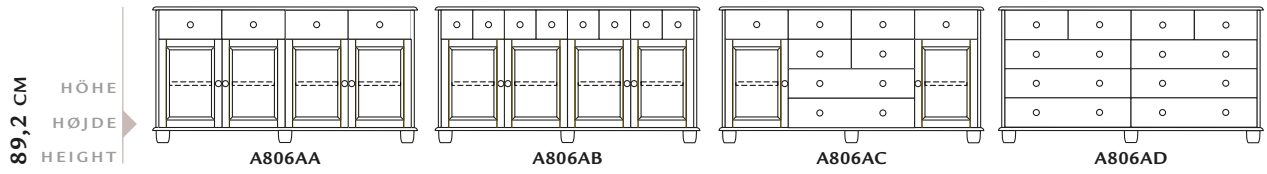
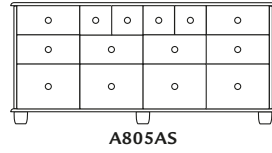
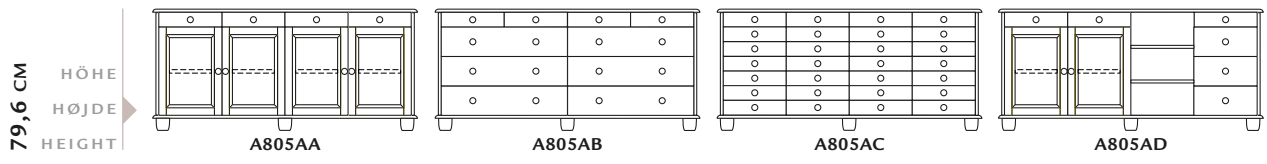
A611AS / C611AS

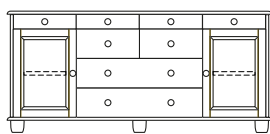


A611AZ / C611AZ

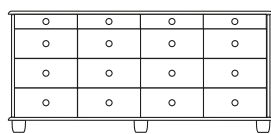


A611BK / C611BK

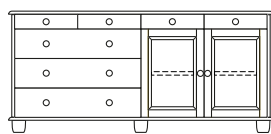




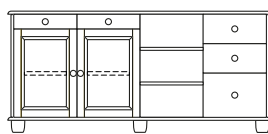
A805AF



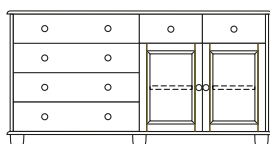
A805AK



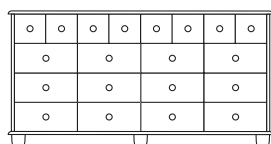
A805AL



A805AM



A806AF



A806AK

BREITE 8 = 176 CM | KOMMODEN / HÄNGESCHRÄNKE / KÖRBE Seite 30

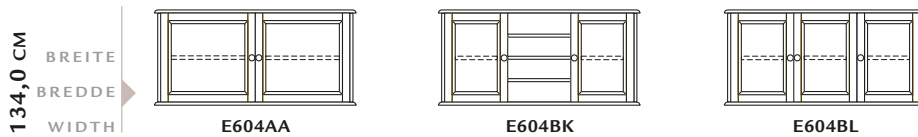
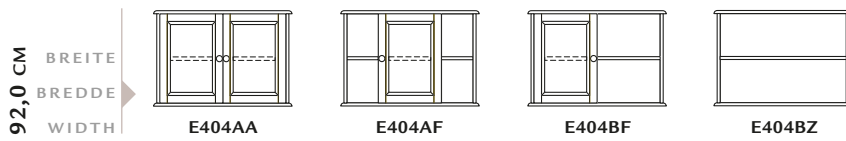
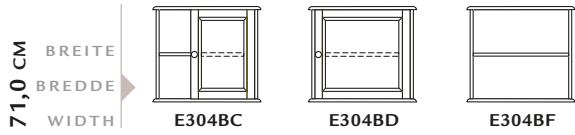
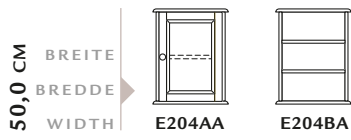
HÄNGESCHRÄNKE mit Hängevorrichtung

HÖHE
HØJDE
HEIGHT

62 CM

TIEFE
DYBDE
DEPTH

30 CM



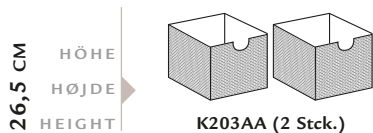
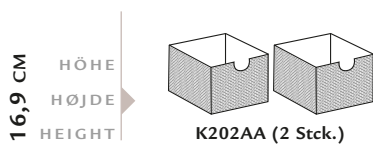
KÖRBE Material: Wasserhyazinthe

BREITE
BREDDE
WIDTH

39 CM

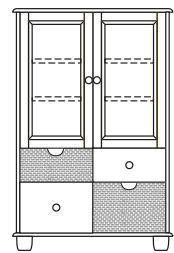
TIEFE
DYBDE
DEPTH

35 CM



ACHTUNG

Bei den Kommoden können 2 Größen der Schubladen mit Körben ohne Aufpreis ersetzt werden. Siehe Skizze.



A411BK/C411BK

SEKRETÄRE

HÖHE
HØJDE
HEIGHT

108,4 CM

TIEFE
DYBDE
DEPTH

41,5 CM

92,0 CM
BREITE
BREDDE
WIDTH



S408AA



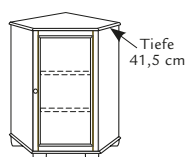
S408AB

ECKUNTERSCHRÄNKE

HÖHE
HØJDE
HEIGHT

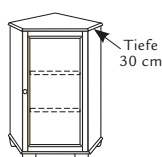
89,2 CM

72/72 CM
BREITE
BREDDE
WIDTH



T406AA

62/62 CM
BREITE
BREDDE
WIDTH



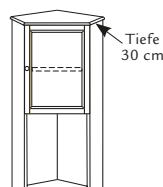
T406AB

ECKOBERSCHRANK

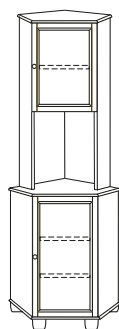
HÖHE
HØJDE
HEIGHT

105,6 CM

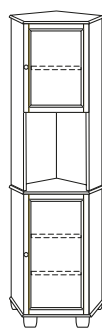
62/62 CM
BREITE
BREDDE
WIDTH



T406BA



T406BA/
T406AA



T406BA/
T406AB

INFORMATION ZUR KIEFER

Die Nordische Kiefer wird überwiegend nördlich vom Polarkreis geschlagen. Dort herrschen tiefe Temperaturen die das Wachstum des Baumes verlangsamen und somit für ein härteres Holz sorgen. Die Kiefer nimmt Laugen und Öle unterschiedlich auf. Abgerundete Kanten z.B. saugen die Lauge viel kräftiger als glatte Oberflächen, weil sie offener sind. Weiss lackierte Oberflächen können sich mit der Zeit farblich ändern und die Äste werden sichtbar. Holz als Naturprodukt „lebt“. Im Laufe der Zeit können Farbveränderungen und Rissbildung entstehen, verstärkt durch Licht- und Sonneneinstrahlung oder starke Lichtquellen. Ein möglichst konstantes Raumklima ist für Massivholz das wichtigste. Dabei ist eine Raumtemperatur von 19 – 21° und eine Luftfeuchtigkeit von 45 bis 55% zu beachten.

ERSATZTEILE - PREISE UND MASSE

EINLEGEBÖDEN

Bei dem Ultima-Programm gibt es 4 Breiten und 2 Tiefen von Einlegeböden

Bezeichnung des Einlegebodens	Masse (cm) BxT	Masse (cm) BxT
B1	18,9 x 35,5	18,9 x 44,3
B2	39,9 x 35,5	39,9 x 44,3
B3	60,9 x 35,5	60,9 x 44,3
B4	81,9 x 35,5	81,9 x 44,3

TÜREN

Bei dem Ultima-Programm gibt es 2 Breiten und 3 Höhen von Türen

Bezeichnung der Tür Breite=B, Höhe=H	Masse (cm) BxH
B2, H1	41,6 x 57,3
B2, H2	41,6 x 76,5
B2, H3	41,6 x 124,5
B3, H1	62,6 x 57,3
B3, H2	62,6 x 76,5
B3, H3	62,6 x 124,5

SCHUBLADEN

Bei dem Ultima-Programm gibt es 4 Breiten und 3 Höhen von Schubladen

Bezeichnung der Schublade	Masse (cm) BxHxT
B1, H1	20,6 x 9,3 x 36,0
B1, H2	20,6 x 18,9 x 36,0
B1, H3	20,6 x 28,5 x 36,0
B2, H1	41,6 x 9,3 x 36,0
B2, H2	41,6 x 18,9 x 36,0
B2, H3	41,6 x 28,5 x 36,0
B3, H1	62,6 x 9,3 x 36,0
B3, H2	62,6 x 18,9 x 36,0
B3, H3	62,6 x 28,5 x 36,0
B4, H1	83,6 x 9,3 x 36,0
B4, H2	83,6 x 18,9 x 36,0
B4, H3	83,6 x 28,5 x 36,0

GRIFFE

Bei dem Ultima-Programm gibt es 14 verschiedene Griffe

Bezeichnung der Griffe	
A1, B1, C1, D1, E1, F1, G1, H1, J1, L1	
M1, N1, O1, P1	

FÜSSE

Bei dem Ultima-Programm gibt es 8 verschiedene Fussvarianten

Bezeichnung der Füße	
Kügelfüße (K1/K2), Sockel, Shaker, Nostalgie, Butler	
Metallbeine, Rollen	

Alle Kommoden werden aufgebaut geliefert (nur Füße und Griffe müssen noch montiert werden)

MATERIAL

Holz:	Schwedisches Kiefernholz
Holzstärke:	20 mm (Seiten 30 mm)
Teleskopschienen:	GS-Prüfung nach DIN 68 858
Leim:	Umweltfreundlich nach DIN Norm
Pflegeöl:	Umweltfreundlich nach DIN Norm
Lackierung:	UV-Lack auf Wasserbasis. Umweltfreundlich nach DIN-Norm

OBERFLÄCHENBEHANDLUNG:

Nr. 16	Weiss/lackiert
Nr. 17	Kirsche/lackiert
Nr. 18	Natur/lackiert
Nr. 19	Gelaugt/geölt
Nr. 20	Gelaugt/lackiert
Nr. 21	Natur/geölt
Nr. 22	Bernstein/geölt
Nr. 23	Bernstein/lackiert
Nr. 24	Unbehandelt
Nr. 25	Cuba/lackiert
Nr. 26	Provence/lackiert
Nr. 27	Doppelt Weiss/lackiert

FARBEN:

Nr. 10	Grau
Nr. 11	Grün
Nr. 12	Blau
Nr. 13	Bordeaux
Nr. 14	Schwarz
Nr. 15	Gelb

FARBIGE GLASFRONTEN:

Nr. 30	Grau
Nr. 31	Grün
Nr. 32	Blau
Nr. 33	Bordeaux
Nr. 34	Schwarz
Nr. 35	Gelb

Bitte beachten Sie, dass es einen Farbunterschied zwischen farbigem Glas und farbigem Holz gibt.

MODELLVARIANTEN:

K = Kugelfüße	S = Sockel	F = Shakerfüße	N = Nostalgiesockel*
B = Metallbeine	R = Rollen	U = Butlersockel*	
T = Holztür	G = Glastür (Füllungstür)	M = Spiegeltür	V = Glastür
D = Serie 1 (Ultima Standard)		L = Serie 2 (Ultima Landhaus)	

*ACHTUNG!

Der Nostalgiesockel und der Butlersockel sind bei Kommoden in Breite 29 cm nicht montierbar!

Standard: Holztüren, Holzböden, Kugelfüße und Serie 1

Alternativ: Es ist jedoch auch möglich, ULTIMA mit Glastüren, Füllungstüren in Glas, Glasböden, Spiegeltüren, Sockel, Shakerfüße, Nostalgiesockel, Metallbeine, Rollen, Butlersockel oder Serie 2 (Landhaus) zu bekommen.

ACHTUNG!

Wenn Sie andere Varianten als Standard wünschen, muss dies ausdrücklich aus Ihrer Bestellung hervorgehen – SONST liefern wir immer mit Holztüren, Holzböden, Kugelfüßen und Serie 1.

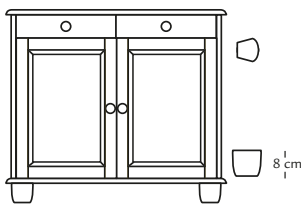
Wenn Füllungstüren in Glas (G), Glastüren (V) oder Spiegeltüren (M) angegeben werden, werden alle Türen mit Glas/Spiegel geliefert. Sie können aber auch Holz- und Glas/Spiegeltüren bei einem Modell kombinieren, dies muss aber ausdrücklich aus Ihrer Bestellung hervorgehen.

ACHTUNG!

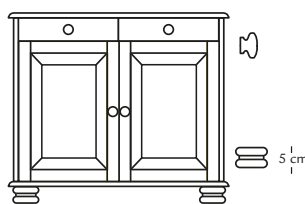
Die Höhenangaben verstehen sich inkl. Standard Füße/Sockel von 8 cm.

Wenn Sie sich für andere Füße entscheiden, beachten Sie bitte den Höhenunterschied.

Serie 1/Ultima Standard



Serie 2/Landhaus



Achtung!

Der Höhenunterschied beträgt 3 cm zwischen Standard Kugelfüßen und Landhaus Kugelfüßen.

Die Ultima Landhaus Serie ist 3 cm niedriger als die Standard Serie!

UMWELT-VERTRÄGLICHKEIT

Wir beglückwünschen Sie zu Ihrem neuen Kiefernholzmöbelstück. Es wurde aus Holz hergestellt, das aus umweltverträglicher Forstwirtschaft in Skandinavien stammt.

Wir möchten hier gern erzählen, was wir gemacht haben, und was Sie tun können, damit das Möbelstück die Umwelt so wenig wie möglich belastet.

Die Umweltpolitik

Es gehört zu unserer Umweltpolitik, die Umwelt immer zu berücksichtigen, so daß die Belastungen sowohl für die Umwelt als auch bei der Herstellung so gering wie möglich ausfallen, indem wir uns fortlaufend um Verbesserungen bemühen. Unser Umweltbewußtsein drückt sich dadurch aus, daß wir Materialien auswählen und Arbeitsvorgänge so gestalten, daß das zum Nutzen unserer Kunden, unserer Mitarbeiter und der Umwelt ist.

Woraus bestehen die Möbel?

Das Standardsortiment an Kiefernholzmöbeln ist groß, doch werden alle Modelle praktisch aus den gleichen Materialien hergestellt. Im Durchschnitt sieht der Materialeinsatz für ein Möbelstück wie nachfolgend aufgeführt aus:

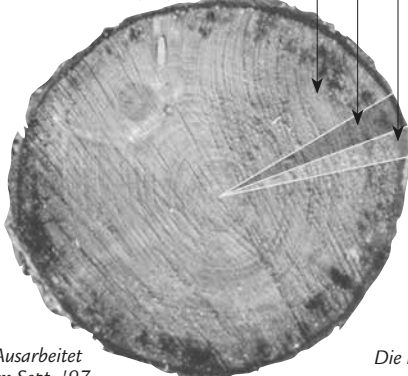
Teil:	Gewicht in %	Datenblatt vorhanden	
Kiefernholz	88	ja	W
Pappverpackung	6	ja	W
Sperrholz	2	ja	W
Leim	1	ja	NW
Metall	1	ja	WV
Oberflächenbehandlung	<1	ja	NW
Kunststoff	<1	nein	WV
Glas	<1	ja	WV

Materialanteil:

Nach Entsorgung weiterverwertbar (W) 96%

Wiederverwendbar (WV) <3%

Nicht weiterverwertbar (NW) <2%



Ausarbeitet im Sept. '97

Einhaltung von gesetzlichen Anforderungen

Formaldehyd ist aus den meisten Verarbeitungsgängen bei der Herstellung verbannt, und wo ein Einsatz unerlässlich ist, richten wir uns nach den weltweit strengsten Grenzwertfestsetzungen der deutschen E1-Norm.

Die Entsorgung der Transportverpackung wird durch Interseroh Reg. Nr. 10419 veranlasst.

Umwelt

Der Werk hält die geltenden dänischen Umweltgesetze ein und arbeitet laufend mit der staatlichen Gesundheitsvorsorge für Gewerbebetriebe und dem dänischen Arbeitsumweltdienst zusammen.

Energieeinsatz: Bis zu 38% der im Werk eingesetzten Energie stammt aus Windkraftanlagen, der Rest aus kohle- und erdgasgefeuerten E-Werken. Geheizt wird mit Fernwärme, Erdgas und unter Ausnutzung von Holzabfällen in Verbrennungsanlagen - eine Energiequelle, die kein CO₂ freisetzt.

Pflege der Möbel

Um die lange Lebensdauer der Möbel und geringstmögliche Umweltbelastung zu gewährleisten, geben wir folgende Empfehlungen:

Allgemeine Reinigung: Alle Möbel sollten nur mit einem Lappen, der nach Eintauchen in Seifenwasser oder klares Wasser ausgewrungen wurde, gewischt werden.

Pflege: Lackierte Möbel erfordern keine besondere Pflege. Mit Öl behandelte Möbel werden einmal jährlich mit Öl eingerieben - entsprechend der beigelegten Probe.

Ein guter Rat: Stellen Sie bitte keine Möbel in Naßräume oder an andere Orte, wo große Schwankungen bei Temperatur oder Luftfeuchte vorkommen. Das hat Einfluß auf die Lebensdauer und das Aussehen der Möbel.

Die Informationen wurden vom Institut DTI Træteknik überprüft.

Kiefernholzmöbel

Farben

Für die farbigen Kiefernmöbel ist eine wasserbasierte Farbe verwendet. Gewisse Farbenunterschiede, abhängig von der Struktur des Holzes, z.B. bei Äste, kommen vor, indem Holz lebendiges Material ist.

Herstellungsbereich

Materialien/Hilfsmittel: Es wird ständig an der Auswahl von Materialien gearbeitet, die weder kurz- noch langfristig gesundheitsschädlich sind.

Schwere Hebevorgänge: Die Belastung der Mitarbeiter wird durch den Einsatz von Hubeinrichtungen, Rollenförderern und Lastaufzügen - soweit möglich - überall gering gehalten.

Entlüftung: Entsprechende Einrichtungen befinden sich direkt an der Entstehungsquelle, so daß Beeinträchtigungen durch Staub und Luftzug auf ein Mindestmaß begrenzt werden.

Psychische Befindlichkeit am Arbeitsplatz: Einflußnahme von Mitarbeitern und Ausbildung gehören als wichtige Elemente zur Sicherung des Arbeitsklimas und damit der Produktqualität sowie zum Erhalt der Umwelt.

Umgang mit Abfällen und Restmaterialien

Holzspäne werden an die spanverarbeitenden Industrie weitergegeben oder zur Engergieerzeugung verwendet. Metalle, Kunststoffe, Papier usw. wird sortiert und der Wiederverwertung zugeführt. Chemikalienreste werden gesammelt und zu einer genehmigten Müllverbrennungsanlage transportiert.

Wenn das Möbelstück entsorgt werden muß...

Möbelstück: Sollte immer zerlegt werden, ehe es der Entsorgung zugeführt wird. Holz kann in genehmigten Müllverbrennungsanlagen (= neue Energie) verbrannt werden. Metall- und Kunststoffteile können wiederverwendet werden. Untersuchen Sie die konkreten Möglichkeiten vor Ort, da die Recycling-Technik ständig neuen Entwicklungen unterworfen ist.

SO BESTELLEN SIE

BEI EINER BESTELLUNG BENÖTIGEN WIR FOLGENDE INFORMATIONEN:

MODELL NR.

OBERFLÄCHENBEHANDLUNG

- Nr. 16 Weiss/lackiert (Preis +10%)
- Nr. 17 Kirsche/lackiert (Preis +10%)
- Nr. 18 Natur/lackiert
- Nr. 19 Gelaugt/geölt
- Nr. 20 Gelaugt/lackiert (Preis +10%)
- Nr. 21 Natur/geölt
- Nr. 22 Bernstein/geölt
- Nr. 23 Bernstein/lackiert (Preis +10%)
- Nr. 24 Unbehandelt
- Nr. 25 Cuba/lackiert (Preis +10%)
- Nr. 26 Provence/lackiert (Preis +10%)
- Nr. 27 Doppelt Weiss/lackiert (Preis +20%)

FUSSAUSFÜHRUNG

- Kugelfüsse (K)
- Sockel (S)
- Shakerfüsse (F)
- Nostalgiesockel (N)
- Metallbeine (B)
- Rollen (R)
- Butlersockel (U)

TÜRAUSFÜHRUNG

- Holztür (T)
- Füllungstür/Glas (G)
- Spiegeltür (M)
- Glastür (V)

DECK- UND BODENPLATTE

- Profil 1 (Standard)
- Profil 2 (Eckig)

SERIE

- Standard (D)
- Landhaus (L)

FARBIGE GLASFRONTEN

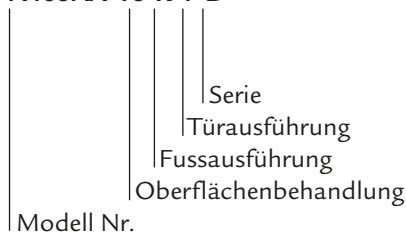
- | | |
|----------|--------------|
| Grau | Farbe Nr. 30 |
| Grün | Farbe Nr. 31 |
| Blau | Farbe Nr. 32 |
| Bordeaux | Farbe Nr. 33 |
| Schwarz | Farbe Nr. 34 |
| Gelb | Farbe Nr. 35 |

FARBEN

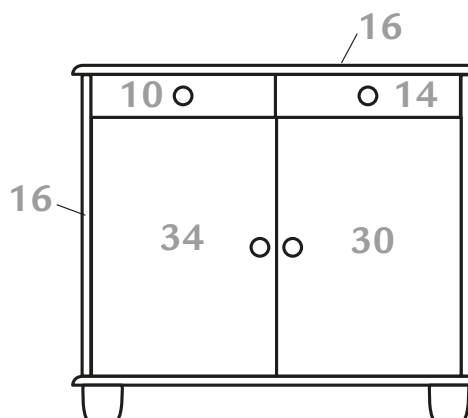
- | | |
|----------|---------------------------|
| Grau | Farbe Nr. 10 (Preis +10%) |
| Grün | Farbe Nr. 11 (Preis +10%) |
| Blau | Farbe Nr. 12 (Preis +10%) |
| Bordeaux | Farbe Nr. 13 (Preis +10%) |
| Schwarz | Farbe Nr. 14 (Preis +10%) |
| Gelb | Farbe Nr. 15 (Preis +10%) |

BEISPIEL:

A405AA-16-K-V-D



BEISPIEL EINER FARBBESTELLUNG:



Eventuelle Farbkombination (Um Missverständnisse zu vermeiden, bitte Skizze mitschicken)

ZUSCHLAG FÜR FARBIGE GLASFRONTEN:

BREITE 41,6 CM

- Klein (Höhe 57,3 cm)
- Mittel (Höhe 76,5 cm)
- Gross (Höhe 124,5 cm)

BREITE 62,6 CM

- Klein (Höhe 57,3 cm)
- Mittel (Höhe 76,5 cm)
- Gross (Höhe 124,5 cm)

ZUSCHLAG FÜR METALLBEINE UND ROLLEN:


- Metallbeine (4 Stck.)
- Rollen (4 Stck.)

ZUSCHLAG FÜR METALLGRIFFE:

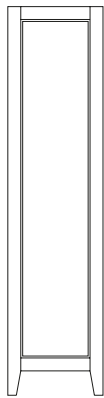
- M1, N1, O1, P1

BUTLER PROGRAMM

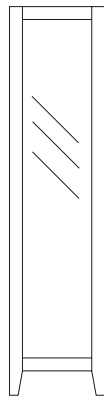
Folgende Oberflächenbehandlungen möglich: Natur/lackiert (18) · Gelaugt/geölt (19) · Natur/geölt (21) · Bernstein/geölt (22) · Unbehandelt (24).
 Gegen 10% Aufpreis: Weiss/lackiert (16) · Kirsche/lackiert (17) · Gelaugt/lackiert (20) · Bernstein/lackiert (23) · Cuba/lackiert (25) · Provence/lackiert (26).
 Gegen 20% Aufpreis: Doppelt Weiss/lackiert (27).
 Standardgriff: Holz D1.



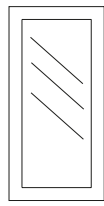
D218AA
Rippenelement
BxTxH
50x6x204,4 cm



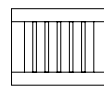
D218AB
Paneel
BxTxH
50x6x204,4 cm



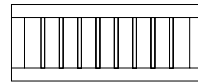
D218AC
Paneel m. Spiegel
BxTxH
50x6x204,4 cm



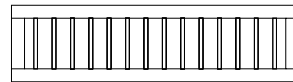
D207AA
Spiegel
BxTxH
50x6x102,2 cm



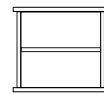
D280AA
Hutablage/Schuhrost*
BxTxH
50x40x3 cm



D281AA Hutablage*
BxTxH
100x40x3 cm



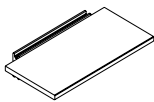
D282AA Hutablage*
BxTxH
150x40x3 cm



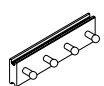
D283AA Telefonelement
BxTxH
50x29x43 cm

Obige Waren werden mit Leisten an der Wand montiert.
 Dadurch wird die Gesamttiefe der Ware 6 cm.

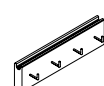
*ACHTUNG! Die Hutablagen D280AA, D281AA und D282AA sind nur zwischen 2 Butler-Paneelen/Rippen-elementen montierbar (Siehe Butler-Paket Nr. 3)



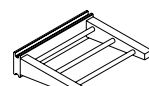
D284AA
Bodenelement
BxTxH
50x29x10 cm



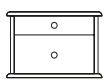
D285AA
Hakenelement
BxTxH
36x8x10 cm



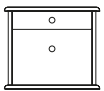
D285AB
Schlüsselement
BxTxH
36x5x10 cm



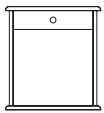
D287AA
Handtuchhalter
BxTxH
36x29x10 cm



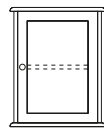
A201AD Kommode
BxTxH
50x41,5x33,2cm



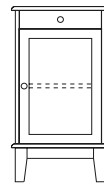
A202BF Kommode
BxTxH
50x41,5x42,8 cm



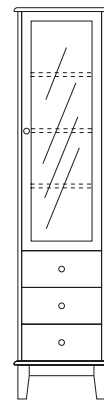
A203AZ Kommode
BxTxH
50x41,5x52,4 cm



A204AA Kommode
BxTxH
50x41,5x62 cm



A205AA Kommode
BxTxH
50x41,5x89,2 cm

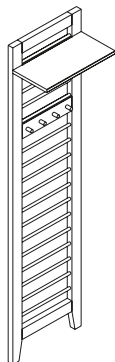


A217AK Kommode
BxTxH
50x41,5x204,4 cm

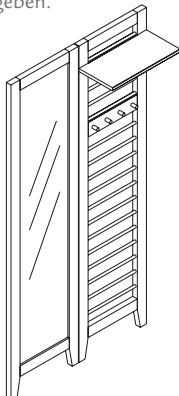
Beispiele einiger
 Ultima Kommoden,
 die sich mit BUTLER
 kombinieren lassen.
 Körbe und weitere
 Kommoden - siehe
 Ultima Übersicht.

Pakete:

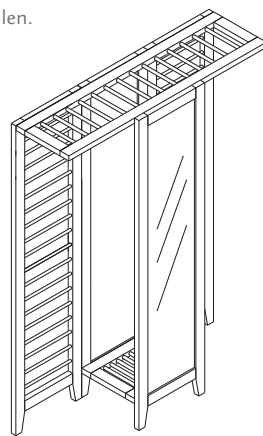
Tiefenangabe inklusive Montageleisten (3 cm).
 Preisvorteil im Paket 5% gegenüber den Einzelteilen.
 Pakete nur wie vorgegeben.



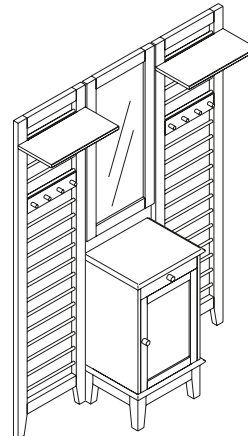
BUTLER 1
BxTxH
50x35x204,4 cm



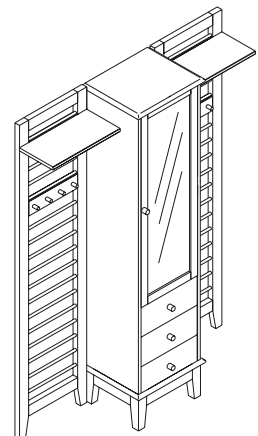
BUTLER 2
BxTxH
100x35x204,4 cm



BUTLER 3
BxTxH
150x49x204,4 cm



BUTLER 4
BxTxH
150x41,5x204,4 cm



BUTLER 5
BxTxH
150x41,5x204,4 cm

Butler



...EIN TRAUM VON KIEFERMÖBELN...

...mit Liebe zum Detail...



einfach überall...

BUTLER ist ein einfaches und flexibles Aufbewahrungssystem aus massiver Kiefer für die Garderobe, Küche, Wohn-, Bade-, Schlaf- oder Kinderzimmer.

Basisstück ist ein Rippelement woran Kleidungsstücke und Bügel gehängt werden können. Böden- und Hakenelemente können ohne Werkzeug angebracht werden. BUTLER Elemente werden mit beigefügten Hängeleisten an der Wand befestigt. Durch variable Montage der Grundelemente, lässt sich das System ganz einfach in jede Raumsituation einpassen.

Es gibt 5 Standardpakete. Diese lassen sich mit weiteren Elementen einfach ergänzen.



...zu einer harmonischen Einheit.





IVERSEN INTERIØR

www.iverseninterior.de